

BIOLOGICAL PRETREATMENT OF LIGNOCELLULOSES WITH WHITE-ROT FUNGI AND ITS APPLICATIONS: A REVIEW

Isroi,^{a,b} Ria Millati,^{c,*} Siti Syamsiah,^d Claes Niklasson,^b Muhammad Nur Cahyanto,^c Knut Lundquist,^e and Mohammad J. Taherzadeh^f

Lignocellulosic carbohydrates, i.e. cellulose and hemicellulose, have abundant potential as feedstock for production of biofuels and chemicals. However, these carbohydrates are generally infiltrated by lignin. Breakdown of the lignin barrier will alter lignocelluloses structures and make the carbohydrates accessible for more efficient bioconversion. White-rot fungi produce ligninolytic enzymes (lignin peroxidase, manganese peroxidase, and laccase) and efficiently mineralise lignin into CO₂ and H₂O. Biological pretreatment of lignocelluloses using white-rot fungi has been used for decades for ruminant feed, enzymatic hydrolysis, and biopulping. Application of white-rot fungi capabilities can offer environmentally friendly processes for utilising lignocelluloses over physical or chemical pretreatment. This paper reviews white-rot fungi, ligninolytic enzymes, the effect of biological pretreatment on biomass characteristics, and factors affecting biological pretreatment. Application of biological pretreatment for enzymatic hydrolysis, biofuels (bioethanol, biogas and pyrolysis), biopulping, biobleaching, animal feed, and enzymes production are also discussed.

Keywords: Biological pretreatment; White-rot fungi; Lignocellulose; Solid-state fermentation; Lignin peroxidase; Manganese peroxidase; Laccase; Bioethanol; Biopulping; Biobleaching; Ruminant feed

Contact information: a: Department of Biotechnology, Graduate School of Gadjah Mada University, Indonesia; b: Department of Chemical and Biological Engineering, Chalmers University of Technology, Gothenburg, Sweden; c: Department of Food and Agricultural Product Technology, Faculty of Agricultural Technology, Gadjah Mada University, Indonesia; d: Department of Chemical Engineering, Faculty of Engineering, Gadjah Mada University, Indonesia; e: Forest Products and Chemical Engineering, Department of Chemical and Biological Engineering, Chalmers University of Technology, SE-412 96 Gothenburg, Sweden; f: School of Engineering, University of Borås, Borås, Sweden; *Corresponding author: ria_millati@ugm.ac.id

INTRODUCTION

Lignocellulosic biomass from agricultural residues is produced in large quantities, approximately 73.9 Tg/year in the world (Kim and Dale 2004). These wastes are mostly left in the field, causing a disposal problem for the local producing agro-industries. However, lignocellulosic biomass actually has a great potential as feedstock for production of more value-added products such as low price chemicals, e.g. xylitol, xylose, glucose, furfural (Rahman et al. 2006; Sánchez 2009), fuels (Kim and Dale 2004), biofibres (Reddy and Yang 2005), ruminant feed (Okano et al. 2009), biopulp (Chen et al. 2002; Scott et al. 2002; Yaghoubi et al. 2008), or even for enzyme production (Hölker et al. 2004).

Lignocelluloses are composed of cellulose, hemicelluloses, lignin, extractives, and in general minor amounts of inorganic materials (Sjöström 1993). Cellulose and hemicelluloses are polysaccharides that can be hydrolysed to produce simple sugars. However, many factors such as lignin (content and composition), cellulose crystallinity, degree of polymerization, pore volume, acetyl groups bound to hemicellulose, surface area, and biomass particle size limit the digestibility of the hemicellulose and cellulose (Rivers and Emert 1988; Anderson and Akin 2008; Zhu et al. 2008; Alvira et al. 2010).

The aromatic barriers in lignocelluloses, including lignins (consisting of phenylpropanoid units of various types) and low molecular weight phenolic acids, limit the fibres degradation. Cell walls with syringyl lignin, e.g. leaf sclerenchyma, are often less recalcitrant. However, coniferyl lignin appears to be the most effective limitation to biodegradation (Anderson and Akin 2008). Therefore, pretreatment methods targeted for removing or breaking down the lignin will generally increase the digestibility of cellulose fractions of lignocellulosic biomass. It has been pointed out that delignification causes biomass swelling, and disruption of the lignin structure, and consequently leads to an increase in internal surface area and median pore volume (Zhu et al. 2008). These changes could reduce irreversible adsorption of enzyme on lignin (Converse et al. 1990) and increase enzyme accessibility to cellulose (Mooney et al. 1998).

Pretreatment of lignocellulosic biomass can be performed by physical, mechanical, chemical, and biological methods (reviewed by e.g. Mosier 2005; Taherzadeh and Karimi 2008; Hu et al. 2008; Hendriks and Zeeman 2009; Alvira et al. 2010). Physical/mechanical pretreatments are based on milling, irradiation, and hydrothermal treatments. Examples of chemical pretreatments are ammonium fiber explosion (AFEX), alkali, acid, and organosolv treatments. Physical/mechanical and chemical pretreatments are most studied; they effectively reduce biomass recalcitrance in short time and are thus attractive for industrial application. These pretreatments increase accessible surface area, and decrease lignin contents and cellulose crystallinity and its degree of polymerization, and sometimes, partially or completely hydrolyze hemicelluloses. However, typical physical/mechanical and chemical pretreatments such as dilute-acid hydrolysis, require high-energy (steam or electricity) and/or corrosion-resistant high-pressure reactors, and extensive washing, which increase the cost of pretreatment. Furthermore, chemical pretreatments may produce toxic substances, interfering with the microbial fermentation, in addition to producing wastewater that needs treatment prior to its release to the environment (Keller et al. 2003; Shi et al. 2008). In view of these facts, biological pretreatment has attracted interest because of its potential advantages over physical/chemical pretreatments such as: (a) greater substrate and reaction specificity, (b) lower energy requirements, (c) lower pollution generation, and (d) higher yields of desired products (Kirk and Chang 1981). Compared to physical and chemical pretreatment methods, biological methods have been less investigated. One possible reason for this fact could be slow rates of the pretreatments, which makes the biological method industrially unattractive. Another drawback of biological pretreatment is the potential carbohydrate loss because of cellulose and hemicelluloses degradation. However, biomass pretreatment is a global issue that demands an environmentally friendly process. Thus, interest has been directed towards a biological method, and recent studies show increasing interest in this subject (Lee et al. 2007; Shi et al. 2008; Yu et al. 2009b;

Bak et al. 2010; Dias et al. 2010; Ma et al. 2010; Taniguchi et al. 2010).

Biological pretreatment employs microorganisms and their enzymatic machineries to break down lignin and alter lignocellulose structures. Some of the most promising microorganisms for biological pretreatment are white-rot fungi that can mineralise lignin to CO₂ and water in pure culture (Lundquist et al. 1977; Hatakka 1983). Several white-rot fungi such as *Phanerochaete chrysosporium*, *Ceriporiopsis subvermispora*, *Phlebia subserialis*, and *Pleurotus ostreatus* are capable of efficiently metabolising lignin in a variety of lignocellulosic materials (Kirk and Chang 1981; Hatakka 1983; Keller et al. 2003). The fungi have been studied in connection with several ligninolytic enzymes, such as lignin peroxidases (LiP), manganese peroxidases (MnP), laccase (Lac), and versatile peroxidases (VP) (Higuchi 2004; Wong 2009). Having these enzymes, white-rot fungi can have many applications in biopulping, biobleaching, ruminant feeds, xylose, ethanol, biogas, and enzymes productions (Kirk and Chang 1981; Reid 1989). Brown-rot fungi are also interesting class of fungi. However, these fungi do not degrade by modify lignin via demethylation (Hatakka 2001), and therefore, we do not cover brown-rot fungi in this review.

Biological pretreatments using white-rot fungi have mostly been carried out by solid-state fermentation (SSF). In SSF, production of ligninolytic enzymes has been shown to be higher than in submerged fermentation (SF) (Xu et al. 2001). The enzyme activity and lignin degradation are influenced by a number of factors such as fungal strain, nutrient composition (nitrogen, Mn²⁺, and Cu²⁺), moisture content, aeration, pH, and temperature (Kaal et al. 1995; Zhao et al. 1996; Fu et al. 1997; Dorado et al. 2001; Šnajdr and Baldrian 2007; Patel et al. 2009b). Controlling these factors leads to an optimum condition in the pretreatment process, which results in good performance of white-rot fungi. The present study reviews the biological pretreatment using white-rot fungi, as well as its biotechnical applications. In addition, some factors affecting pretreatment will also be briefly discussed in this paper.

WHITE-ROT FUNGI

Fungi that are active in the biodegradation of wood can be classified into three main groups according to their methods of degrading biomass, specifically white-rot, brown-rot, and soft-rot fungi. White-rot and brown-rot fungi belong to Basidiomycetes, whereas soft-rot fungi belong to Ascomycetes (Hatakka 2001). White-rot fungi are able to decompose all wood fractions, including lignin, and leave the wood with a white, fibrous appearance. Mostly, white-rot fungi grow on hardwoods e.g. birch and aspen. However, certain species such as *Heterobasidion annosum*, *Phellinus pini*, and *Phlebia radiata* grow on softwoods such as spruce and pine (Blanchette 1995).

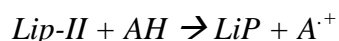
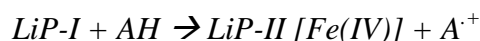
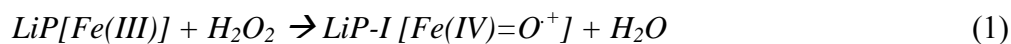
White-rot fungi degrade lignin with two modes of action, namely selective and non-selective decays (Blanchette 1995). Selectivity of white-rot fungi regarding lignin degradation depends on the lignocellulose species (Hakala et al. 2004), cultivation time, and other factors (Hatakka and Hammel 2010). Examples of white-rot fungi that possess selective decay at least under certain condition are *C. subvermispora*, *Dichomitus squalens*, *P. chrysosporium*, and *Phlebia radiata*. Examples of white-rot fungi that

possess non-selective decay are *Trametes versicolor* and *Fomes fomentarius*. In selective decay, lignin and hemicellulose fractions are selectively degraded while the cellulose fraction is essentially unaffected. In non-selective degradation, approximately equal amounts of all fractions of lignocellulose are degraded (Blanchette 1995; Hatakka 2001).

Related to lignin degradation, white-rot fungi face three major challenges associated with lignin structure, i.e. (1) the lignin polymer is large; therefore ligninolytic systems must be extracellular, (2) lignin structure is comprised of inter-unit carbon-carbon and ether bonds, therefore the degradation mechanism must be oxidative rather than hydrolytic, and (3) lignin polymer is stereo-irregular, therefore the ligninolytic agents must be much less specific than degradative enzymes (Kirk and Cullen 1998). Enzymes involved in lignin degradation are lignin peroxidase (LiP, EC 1.11.1.14), laccase (Lac, EC 1.10.3.2, benzenediol:oxygen oxidoreductase), manganese peroxidase (MnP, EC 1.11.1.13), versatile peroxidase (VP, EC 1.11.1.16), and H₂O₂-forming enzymes such as glyoxal oxidase (GLOX) and aryl alcohol oxidase (AAO, EC 1.1.3.7) (Hatakka 2001; Wong 2009). White-rot fungi produce various enzymes involved in lignin degradation, but also produce cellulases, xylanases and other hemicellulases. Almost all white-rot fungi produce manganese peroxidase (MnP) and laccase (Lac), but only some of them produce lignin peroxidase (LiP) (Hatakka 2001).

Lignin Peroxidase

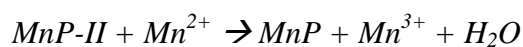
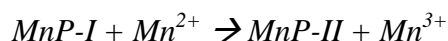

Lignin peroxidase (LiP, EC 1.11.1.14) was first discovered in the extracellular medium of *P. chrysosporium* grown under nitrogen limitation (Hammel and Cullen 2008). LiPs (lignin peroxidases) were reported to be produced by some white-rot fungi, e.g. *P. chrysosporium* (Ganesh Kumar et al. 2006), *T. Versicolor* (Hatakka 2001), *Bjerkandera* sp. (Kaal et al. 1993), and *T. cervina* (Miki et al. 2011), but are not observed in the culture of other fungi such as *D. squalens*, *C. subvermispora*, and *Pleorotus ostreatus* (Cohen 2002; Périé and Gold 1991). LiPs are monomeric homo-proteins with molecular masses around 40 kDa, and resemble classical peroxidase, in that their Fe³⁺ is pentacoordinated to the four heme tetrapyrrole nitrogens and to a histidine residue (Hammel and Cullen 2008). LiPs are oxidised by H₂O₂ to give a two-electron-oxidised intermediate (LiP-I) in which the iron is present as Fe⁴⁺ and a free radical resides on the tetrapyrrole ring (or on a nearby amino acid). LiP-I then oxidises a donor substrate by one electron, yielding a radical cation and LiP-II, in which the iron is still present as Fe⁴⁺, but no radical is present on the tetrapyrrole. LiP-II then oxidises a second molecule of donor substrate, giving another radical cation and the resting state of the peroxidase. LiP oxidises non-phenolic units of lignin by removing one electron and creating cation radicals, which then decomposes chemically. LiP cleaves preferentially the C α -C β bond in the lignin molecule, but is also capable of ring opening and other reactions (Hatakka 2001; Wong 2009). The general mechanism of LiP catalysed reaction is (Wong 2009):



Lignin peroxidases are known as strong oxidants because the iron in the porphyrin ring is more electron-deficient than in classical peroxidases (Millis et al. 1989). Another reason could be due to the fact that an invariant tryptophan residue – *trp171* in the isozyme named *LiPA* – is present in an exposed region on the enzyme surface, and thought to participate in long range electron transfer from aromatic substrates that cannot make direct contact with the oxidised heme. This makes LiPs enable to oxidise bulky lignin-related substrates directly (Hammel and Cullen 2008). Recent work showed that the catalytic efficiency (kcat/Km) for oxidation of a lignin model trimer by LiP was only about 4% of the value found for oxidation of a monomeric model (Bacocchi et al. 2003).

Manganese Peroxidase

Manganese peroxidase (EC 1.11.1.13, Mn(II):hydrogen-peroxide oxidoreductase, MnP) catalyses the Mn-dependent reaction $2\text{Mn(II)} + 2\text{H}^+ + \text{H}_2\text{O}_2 = 2\text{Mn(III)} + 2\text{H}_2\text{O}$ (Wong 2009). MnP was purified from *P. chrysosporium* (Kuwahara et al. 1984). MnPs are more widespread than LiP (Hofrichter 2002). MnPs were reported to be produced by *P. chrysosporium*, *Pleurotus ostreatus*, *Trametes spp.*, and several species of the families of *Meruliaceae*, *Coriolaceae*, and *Polyporaceae* (Hofrichter 2002; Hatakka and Hammel 2010; Elisashvili and Kachlishvili 2009). Ultrahigh (0.93 Å) resolution structure of MnP from *P. Chrysosporium* was reported by Sundaramoorthy et al. (2010). MnP contains one molecule of heme as iron protoporphyrin IX and consists of 357 amino acid residues, three sugar residues (GlcNac, GlcNac at Asn 131, and a single mannose at Ser336), two structural calcium ions, a substrate Mn^{2+} , and 478 solvent molecules. The catalytic cycles of MnP is described below (Wong 2009):



Mn^{3+} in turn mediates the oxidation of organic substrates:



Addition of H_2O_2 to native enzyme MnP yields MnP-I. The catalytic cycles thus involves the oxidation of Mn^{2+} by MnP-I and MnP-II to yield Mn^{3+} . The product, Mn^{3+} , is released from the active site if various bidentate chelators are available to stabilise it against disproportionation to Mn^{2+} and insoluble Mn^{4+} (MnO_2) (Glenn et al. 1986; Hatakka and Hammel 2010). In the reaction, the oxidising power of MnP is transferred to Mn^{3+} that can diffuse into the lignified cell wall and attack it from the inside (Hammel and Cullen 2008). However, MnPs naturally do not oxidise nonphenolic lignin-related structures directly as LiPs because they do not have the invariant tryptophan residue required for electron transfer to aromatic substrates (Hammel and Cullen 2008). Nevertheless, some reports (e.g. Hofrichter et al. 2001) say that non-phenolic compounds are oxidized under certain conditions.

A recent study (Hu et al. 2009) revealed a low-molecular weight compound that promotes Mn activities of *P. chrysosporium*. This compound, named *Pc-reducer*, was

reported to reduce the hydroxyl radical and the stable nitroxide radical under certain conditions. Pc-reducer could also weaken the repolymerisation of fragments from the oxidation of Na-lignosulfonate by lignin peroxidases and manganese peroxidases. It has the potential to improve the ligninolytic efficiency of peroxidases in *P. chrysosporium*.

Laccase

Laccases (Lac, EC 1.10.3.2, benzenediol:oxygen oxidoreductase) are blue copper-containing oxidases that catalyse one-electron oxidations of aromatic amines and phenolic compounds such as phenolic substructures of lignin. Most white-rot fungi produce laccase, with a large variation in the amounts (Wong 2009). The terminal electron acceptor in the catalytic reaction is molecular oxygen, which is reduced to water (Thurston 1994). The complete crystalline structure of laccase containing all four copper atoms in the active site has been published from *T. versicolor* and *Cerrena maxima* (Bertrand et al. 2002; Piontek et al. 2002). The structure of laccase consists of three cupredoxin-like domains, and resembles that of ascorbate oxidase (Bertrand et al. 2002). Laccases are glycoproteins and those of white-rot fungi generally have a molecular weight between 60-80 kDa and pI 3-6 (Hatakka 2001).

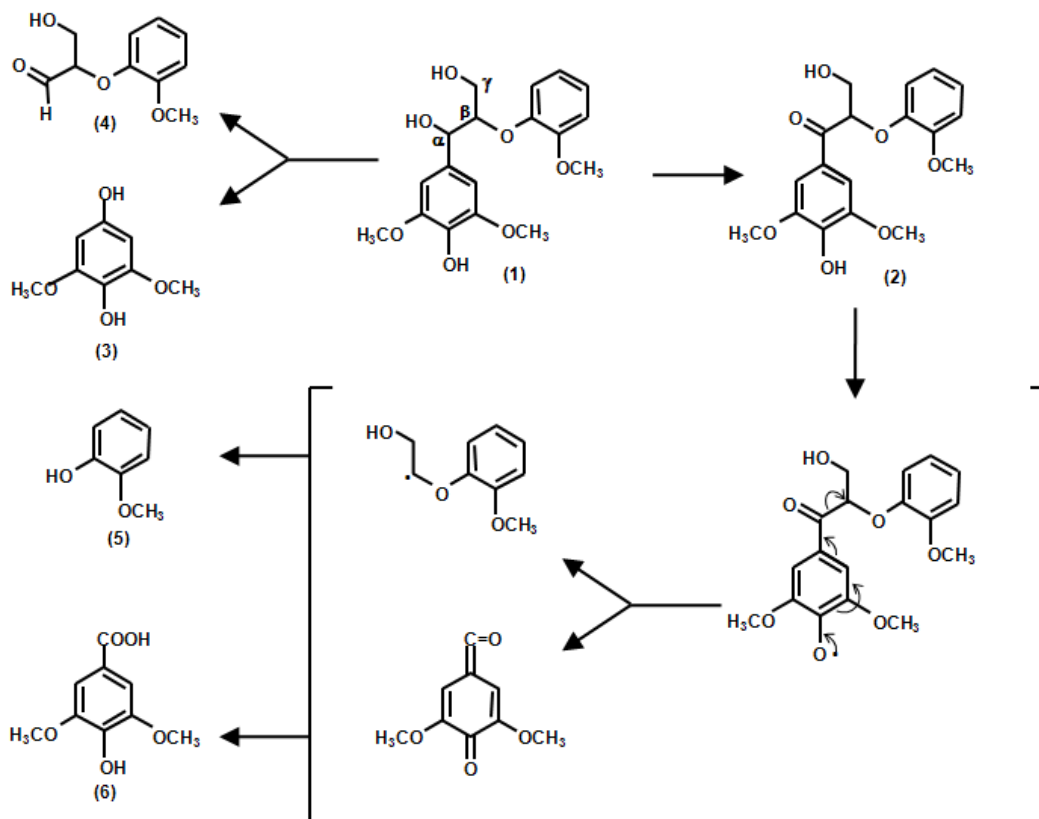


Fig 1. Mechanism of side chain cleavage of phenolic β-O-4 lignin substructure model by Lac of *C. versicolor*. (1), syringylglyceol-β-guaiacyl ether; (2), α-carbonyl dimer, (3), 2,6-dimethoxyhydroquinone, (4) glyceraldhydes-2-guaiacyl ether; (5), guaiacol; (6), syringic acid (redrawn according to Higuchi, 2004)

The activity and function of laccase has been extensively studied for decades (Leonowicz et al. 2001). Laccase catalyse the formation of phenoxyl radicals and their unspecific reactions leading finally to C α -hydroxyl oxidation to ketone, alkyl-aryl cleavage, demethoxylation and C α -C β -cleavage in phenolic lignin substructures, as well as polymerization reactions (Fig. 1). Laccase is also able to oxidise non-phenolic substructures of lignin in the presence of a low molecular weight mediator like hydroxyl-benzotriazole (Call and Mücke 1997). In nature, the occurrence of laccase is widespread, and laccase has been found in fungi, bacteria, and plants. In the fungal kingdom, laccase has been found in phytopathogenic, soil, and fresh water inhabiting ascomycetes and in several basidiomycetes, including some mycorrhizal and brown-rot fungi. In lignin-degrading white-rot and litter-decomposing fungi, laccase has been found in almost every species studied (Baldrian and Šnajdr 2006).

White-rot fungi have usually several laccase encoding genes and secrete laccases as multiple isoforms (Hatakka 2001; Palmieri et al. 2000). An interesting exception in the occurrence of laccase is the widely studied white-rot fungus *P. chrysosporium*. In the sequenced genome of *P. chrysosporium*, no close match to known laccase encoding genes could be found (Kersten and Cullen 2007). There are few reports of laccase produced by *P. chrysosporium* (Srinivasan et al. 1995), but these results can be partly explained by the unspecific nature of 2,2'-azinobis (3-ethylbenzthiazoline-6-sulphonate) (ABTS) oxidation reaction and the possibility of variation in strains. However, it seems evident that most *P. chrysosporium* strains do not produce laccase.

As laccase is able to oxidise lignin and is produced by the most lignin-degrading fungi under ligninolytic conditions, it has been generally accepted to have a role in lignin degradation using white-rot fungi. Fungal laccase has been suggested to participate in morphogenesis, fungal plant pathogen interaction, stress defence, and detoxification of byproducts of lignin degradation (Thurston 1994). Laccase production using white-rot fungi can be induced by the addition of Cu²⁺ (Palmieri et al. 2000) or aromatic compounds such as veratryl alcohol (Couto et al. 2001) and 2,5- xylidine (Leonowicz et al., 2001; Eggert et al., 1996). In some fungi such as *C. subvermispora* (Fukushima and Kirk 1995) and *Ganoderma lucidum* (de Souza Silva et al. 2005), laccase production is increased in the presence of lignocellulosic material.

Versatile Peroxidase

Versatile peroxidase (VP) can oxidise phenolic and non-phenolic aromatic compounds as well as oxidise Mn²⁺. Versatile peroxidases are found in various *Pleurotus* and *Bjerkandera* species and had been characterised (Cohen 2002; Chen et al. 2010), but VPs are not found in *P. Chrysosporium* (Hammel and Cullen 2008). *Phanerochaete chrysosporium* apparently lacks of VPs, although its genome encodes a putative extracellular peroxidase (GenBank accession AY727765) related to *Pleurotus* VPs. *P. chrysosporium* LiP had MnP activity when a Mn²⁺-binding site was introduced into *P. chrysosporium* LiP genes by site-directed mutagenesis (Mester and Tien 2001). Conversely, *P. chrysosporium* MnP obtained LiP activity when a tryptophan residue analogous to the essential one in LiPs was introduced into *P. chrysosporium* MnP genes (Timofeevski et al. 1999). These results show that hybrid peroxidases with both activities could occur naturally (Hammel and Cullen 2008). The *P. eryngii* VP termed VPL has the

three acidic amino acid residues required for Mn^{2+} binding, and a catalytic efficiency (kcat/Km) for Mn^{2+} oxidation in the general range exhibited by typical MnPs. In addition, VPL has a tryptophan residue, *trp164*, analogous to the *LiPA trp171* that participates in electron transfer from aromatic donors and consequently enables the enzyme to oxidise nonphenolic lignin-related structures (Hammel and Cullen 2008).

The catalytic mechanism of VP is similar to LiP (Wong 2009). VP oxidise Mn^{2+} to Mn^{3+} , degrade the nonphenolic lignin model veratrylglycerol β -guaiacyl ether yielding veratraldehyde and oxidise veratryl alcohol and *p*-dimethoxybenzene to veratraldehyde and *p*-benzoquinone, respectively, as LiP does (Higuchi 2004).

Peroxide-Producing Enzymes

White-rot fungi require sources of extracellular H_2O_2 to support the oxidative turnover of the LiPs and MnPs responsible for ligninolysis. This H_2O_2 is supplied by extracellular oxidases that reduce molecular oxygen to H_2O_2 with the concomitant oxidation of a cosubstrate. One such enzyme, found in *P. chrysosporium* and many other white-rot fungi, is glyoxal oxidase (GLOX). GLOX accepts a variety of simple aldehydes as electron donors. Some GLOX substrates, e.g. glyoxal and methylglyoxal, are natural extracellular metabolites of *P. chrysosporium* (Kersten 1990). Another substrate for the enzyme, glycolaldehyde, is released as a cleavage product when the major arylglycerol β -aryl ether structure of lignin is oxidised by LiP (Hammel et al. 1994).

Aryl alcohol oxidases (AAOs) provide another route for H_2O_2 production in some white-rot fungi. In certain LiP-producing species of *Bjerkandera*, chlorinated anisyl alcohols are secreted as extracellular metabolites and then reduced by a specific AAO to produce H_2O_2 (de Jong et al. 1994). It is noteworthy that, although many alkoxybenzyl alcohols are LiP substrates, chloroanisyl alcohols are not. The use of a chlorinated benzyl alcohol as an AAO substrate, thus, provides a strategy by which the fungus separates its ligninolytic and H_2O_2 -generating pathways. A different approach is employed by some LiP-negative species of *Pleurotus*, which produce and oxidise a mixture of benzyl alcohols, including anisyl alcohol, to maintain a supply of H_2O_2 (Guillén et al. 1994). In yet other fungi, intracellular sugar oxidases might be involved in H_2O_2 generation (Kirk and Farrell 1987).

EFFECT OF BIOLOGICAL PRETREATMENT ON BIOMASS CHARACTERISTICS

Biological pretreatment of lignocellulosic biomass using white-rot fungi changes the biochemical and physical characteristic of the biomass (Fig. 2). Lignin degradation is the point of interest in many studies. For examples, lignin loss of corn straw was up to 54.6% after 30 days pretreatment with *T. versicolor* (Yu et al. 2010b); bamboo culm was > 20% after 4 weeks pretreatment with *Echinodontium taxodii* 2538 and *T. versicolor* G20 (Zhang et al. 2007b); and wheat straw was 39.7% decreased after pretreatment with *P. ostreatus* (Zadražil and Puniya 1994). The degradation of lignin by white-rot fungi is a non-specific oxidative process that finally results in complete degradation of the lignin.

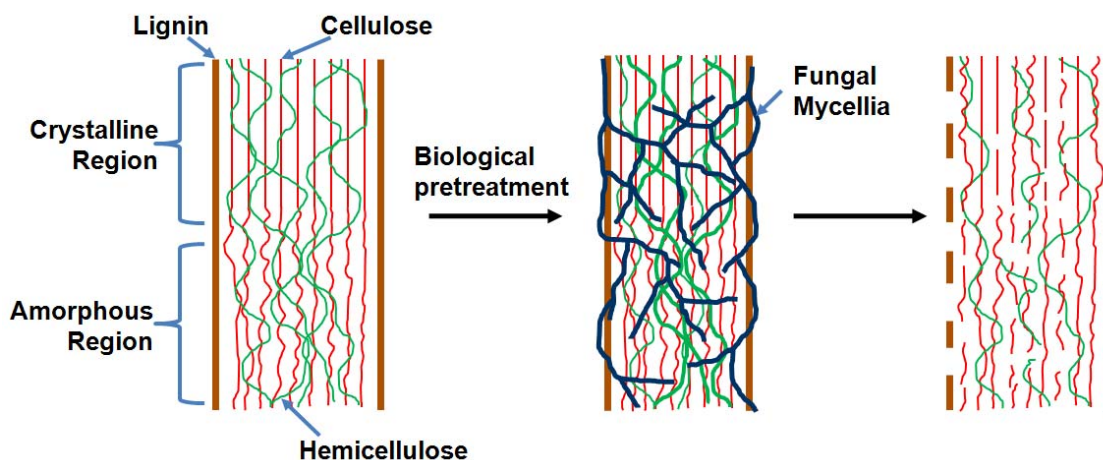


Fig. 2. Schematic diagram of biological pretreatment of lignocelluloses. White-rot fungi decrease lignin content and alter chemical and physical structures of lignocelluloses that make biodegradation of lignocelluloses more efficient.

White-rot fungi have unique capability to depolymerise, cleave carbon-carbon linkages, and mineralize lignin by ligninolytic enzymes. Studies with ^{14}C labeled lignin showed that white-rot fungi degraded them into $^{14}\text{CO}_2$ (Lundquist et al. 1977; Agosin, Daudin and Odier 1985; Pérez and Jeffries 1990; Hofrichter et al. 1999). *Pleurotus ostreatus* and *B. adusta* are highly specific lignin degraders based on ^{14}C -lignin-labeled degradation analysis (Agosin, Daudin and Odier 1985). Changes in the ratio between *p*-hydroxyphenyl (H), guaiacyl (G), and syringyl (S) lignin units were analysed using pyrolysis-gas chromatography-mass spectrometry. It was shown that 10 U of peroxidase per mg of straw decreased the proportion of phenolic H units from 31% in the control to 3% in the treated straw, the G units from 40 to 4%, and completely removed the small amount of phenolic S units present in wheat straw (Camarero et al. 2001). It is proposed that the susceptibility of the lignin units are in the following order: S>G>H. In general, biomass with S-rich lignins is more susceptible to fungal degradation than other lignin units (Valmaseda et al. 1991).

Hemicellulose is easier to degrade than other components in lignocellulosic biomass. White-rot fungus such as *P. chrysosporium* (Kirk and Cullen 1998), *Phlebia floridensis* (Sharma and Arora 2010), *C. subvermispora* (Mendonça et al. 2008), *Pleurotus ostreatus* (Baldrian et al. 2005), and *Pleurotus dryinus* (Kachlishvili et al. 2005) were shown to produce multiple endoxylanases. Compositional analyses of corn stover showed that during the 30 days biodegradation, white-rot fungi mainly degraded hemicellulose by 24.4 to 34.9% (Yang et al. 2010). Corn stover pretreated using *C. subvermispora* for 18 days lost up to 22.5% of hemicelluloses, and Chinese-willow pretreated using *Echinodontium taxodii* 2538 for 120 days lost 54.8% of its hemicellulose (Yu et al. 2009a). Degradation of hemicellulose combined with degradation of lignin may decrease recalcitrance of lignocelluloses to enzymatic hydrolysis, but xylan loss increases the risk of lowering all sugar recovery in the bioconversion process (Yu et al. 2010a).

White-rot fungi also produce a battery of cellulases enzymes with different specificities and synergistic characteristics. Cellulases hydrolyse the β -1,4-glycosidic linkages of cellulose. Non-selective white-rot fungus degrades all lignocelluloses components in equal amounts, including cellulose. Otherwise, selective white-rot fungi degrade celluloses in negligible amounts (Blanchette 1995), and are suitable for biological pretreatment. Biological pretreatment causes microstructural changes of cellulose. XRD analyses revealed decreased crystallinity of cellulose after biological pretreatment. The crystallinity index of rice straw decreased from 44% in untreated ones to 15% in biological pretreated ones using *P. chrysosporium* (Zeng et al. 2011). Contrarily, the crystallinity index of rice straw was slightly reduced after biological pretreatment using *D. squalens* (Bak et al. 2010). Biological pretreatment of Japanese red pine (*Pinus densiflora*) has been shown to reduce crystallinity of cellulose and increase the numbers of pores having size over 120 nm (Lee et al. 2007).

Surface morphology of lignocellulosic biomass has been examined by scanning electron microscopy (SEM). SEM images showed some of the physical changes in the surface of the biomass after biological pretreatments. Biological pretreatment of the biomass resulted in irregular holes on the surface of the corn straw (Yu et al. 2010b). This result indicates that biological pretreatment increases the porosity and surface area of the substrate. Biological pretreatment of corn stover with *Irpex lacteus* enhances pore volume and pore size remarkably (Xu et al. 2010). Wheat straw pretreated using *P. chrysosporium* has a more defined surface area, indicating aggressive removal or modification of lignin and making accessible the surfaces of hemicellulose and cellulose (Zeng et al. 2011). The surface of rice straw can have a rugged appearance and be partially broken after biological pretreatment using *D. squalens* (Bak et al. 2010).

FACTORS AFFECTING BIOLOGICAL PRETREATMENT WITH WHITE-ROT FUNGI

Activities of white-rot fungi and production of ligninolytic enzymes are influenced by several factors such as: fungal strain, concentration and source of nitrogen, addition of Mn^{2+} and Cu^{2+} , aeration, moisture content, acidity (pH), and temperature. Therefore, the activity of white-rot fungi could be regulated. Nutritional factors may control the mode of lignin degradation on lignocelluloses either selectively or simultaneously both in solid-state and submerged fermentation. In a previous work (Kirk et al. 1978), lignin degradation by *P. chrysosporium* was reported to be influenced by the concentration of nitrogen, agitation, O_2 concentration, pH, and vitamins. It is, therefore, important to take into consideration those factors on pretreatment of lignocellulose with white-rot fungi in order to obtain a high activity of the fungi and production of ligninolytic enzymes, and consequently high lignin degradation.

Fungal Strain

There are many species and strains of white-rot fungi, of which some produce all ligninolytic enzymes and others only partially produce ligninolytic enzymes (Elisashvili et al. 2008). For instance, *Pleurotus sajor-caju* strain PI-27 and *Lentinus edodes* strain

LS4 produce MnP and Lac, but not LiP, when grown on a defined medium with glucose as the sole carbon source (Fu et al. 1997); *L. endodes* produces MnP and Lac, but not LiP (Buswell et al. 1995), while *P. chrysosporium* produces LiP, MnP, and Lac (Rodríguez et al. 1997; Rivela et al. 2000).

The first step in the utilisation of white-rot fungi is the screening of a large quantity of isolates in order to choose the right isolates with the highest ligninolytic enzymes production and activity, and high lignin degradation on the specific substrates. In such studies, 19 isolates of white-rot fungi were screened for enzymatic hydrolysis of straw (Hatakka 1983). After 5 weeks pretreatment with *Pleurotus ostreatus*, 35% of the original straw was converted to reducing sugars, 74% of which was glucose. On the other hand, only 12% of the untreated control straw was converted to reducing sugars, 42% of which was glucose. Preferential degradation also depends on the substrate. For example, *Pleurotus* sp. preferentially degrade lignin from straw, while they do not delignify the hardwood birch or the softwood pine (Hatakka 1983). In another study (Taniguchi et al. 2005), evaluation of four isolates of the white-rot fungi *Pleurotus ostreatus*, *P. chrysosporium*, *T. versicolor*, and *Ceriporiopsis subvermispora* for pretreatment of rice straw followed by subsequent enzymatic hydrolysis was performed, and different results were reported. *P. ostreatus* preferred to degrade lignin more than polysaccharides in the rice straw, while *P. chrysosporium* and *C. subvermispora* degraded lignin and also polysaccharides of the straw.

Screening of the fungi for preferential lignin degradation may be carried out using scanning electron microscopy. In such studies (Blanchette 1984), 29 white-rot fungi were selectively removed, including lignin from various coniferous and hardwood tree species. In another study, 32 isolates of white-rot fungi for wheat straw were evaluated for enhancing biogas production (Muller and Trosch 1986). Straw pretreatment with *Pleurotus ostreatus* was found to have the highest rate in lignin degradation. Production of biogas from the fungal-pretreated straw was double compared to untreated straw.

Screening of white-rot fungi using ^{14}C -labelling was also proposed (Temp et al. 1998). For such screening, the fungal strains can be cultivated in tissue culture plates containing ^{14}C -ring-labelled dehydrogenation polymerizate (DHP). The method is especially useful for screening new and powerful lignin-degrading microorganisms. $^{14}\text{CO}_2$ is trapped in barium-saturated filter paper and is detected by exposing the paper to X-ray film to show autoradiograms corresponding to the positions of individual wells formed by evolved and trapped $^{14}\text{CO}_2$.

Nitrogen Source and Concentration

Nitrogen concentration in the culture medium either in solid-state and submerged fermentation plays an important role in the production and activity of ligninolytic enzymes. However, the effects of nitrogen vary among species and strains of white-rot fungi. An earlier study on the effect of medium composition on lignin degradation using white-rot fungi revealed that nitrogen concentration, regardless of its type and source, is critical for lignin degradation with *P. chrysosporium* (Kirk et al. 1978). Removed nitrogen content of hemp stem wood with protease could improve selective lignin degradation of *Bjerkandera* sp. strain BOS55 (Dorado et al. 2001). On the contrary, ligninolytic enzyme (Lac, MnP and peroxidase) activities of *Pleurotus ostreatus*

decreased when the medium was supplemented with inorganic nitrogen source. On the other hand, supplementing organic nitrogen (peptone and casein) at low concentrations showed positive effects on Lac, MnP, and LiP activities using *P. ostreatus* (Mikiashvili et al. 2006). Different responses of *Pleurotus* sp. caused by the supplementation of different kinds of nitrogen sources was also reported (Stajic et al. 2006a). *P. eryngii* and *P. ostreatus* produced Lac with the highest activity when $(\text{NH}_4)_2\text{SO}_4$ is used as the nitrogen source. Production of peroxidases using *P. ostreatus* was achieved when the nitrogen source in the medium was peptone.

Lac was produced when *L. edodes* was grown in the presence of high nitrogen content (Buswell et al. 1995). *Bjerkandera* sp. strain BOS55 produced LiP in nitrogen (N)-sufficient glucose-peptone medium, whereas no LiP was detectable in N-limited medium. The production of LiP was induced by the peptide-containing components of this medium and also by the soy bean proteins. Furthermore, the production of MnP was stimulated by organic N sources, although lower production was also evident in N-limited medium. Peptone induced LiP activity at all pH values was tested; however, the highest activity was observed at pH 7.3 (Kaal et al. 1993).

Different responses among species and strain of white-rot fungi on nitrogen source and concentrations are possibly due to different nitrogen metabolism. In a previous report (Li et al. 1994), LiP expression of *P. chrysosporium* was regulated at the level of gene transcription by nutrient nitrogen. Low nitrogen concentration and organic nitrogen are frequently used for ligninolytic enzyme production and activities, and improvement of lignin degradation using white-rot fungi. Another study (Kaal et al. 1993) showed that the induction of LiP depend on the combination of pH and the type of N source. An amino acid mixture and ammonium induced LiP only at pH 6.0 or 7.3.

Mn²⁺ and Cu²⁺ Addition

Inorganic nutrients such as Mn²⁺ and Cu²⁺ have been studied regarding their effects on lignin degradation using white-rot fungi (Jeffries et al. 1981; Tychanowicz et al. 2006). Expression and production of MnP are regulated by the presence of Mn²⁺ in the medium. Mn²⁺ controls the *mnp* gene transcription that is both growth and concentration-dependent (Brown et al. 1991; Gettemy et al. 1998). Mn²⁺ affects production of LiP and MnP enzymes (Bonnarme and Jeffries 1990). In the absence of Mn²⁺, extracellular LiP isoenzymes predominated, whereas in the presence of Mn²⁺, MnP isoenzymes were dominant. This regulatory effect of Mn²⁺ occurred in five strains of *P. chrysosporium*, two other species of *Phanerochaete*, and three species of *Phlebia*, *Lentinula edodes*, and *Phellinus pini*. LiP is formed exclusively when Mn²⁺ is low (1.6 to 0.3 ppm). Other results suggest (Kerem and Hadar 1995) that mineralisation of synthetic lignin is enhanced by the addition of Mn²⁺ (ranging from 30 to 620 mg) by *Pleurotus ostreatus*. Addition of Mn²⁺ (0.3 mM) into the culture increased lignin mineralisation by approximately 125% by *Pleurotus pulmonarius* (Camarero et al. 1996).

Coppers are included in crystal structure of Lac (Piontek et al. 2002; Polyakov et al. 2009). Addition of Cu²⁺ was reported to improve ligninolytic enzymes production and was the most efficient inducer for Lac (Palmieri et al. 2000). Addition of Cu²⁺ (25.0 mM) increased Lac activity from 270 to 1,420 U/L using *Pleurotus pulmonarius* (Tychanowicz et al. 2006). Addition of 1 mM Cu²⁺ increased Lac production eight-fold using *P.*

ostreatus cultivated in liquid nitrogen-limited medium (Baldrian and Gabriel 2002). Other results suggest (Stajic et al. 2006b) that optimum addition of Cu^{2+} for Lac production using *P. ostreatus* is 1 mM. Addition of Cu^{2+} more than 0.3 mM inhibited fungal growth and decreased Lac activity with *P. ostreatus* (Patel et al. 2009b). Simultaneous addition of Cu^{2+} and lignin could significantly increase Lac activity from 8 U/mL (only Cu^{2+} added) to 12 U/mL (Cu^{2+} and lignin added) using *Pleurotus ostreatus* (Tinoco et al. 2010). Nano particles of copper and iron induced production of ligninolytic enzymes and reduced hydrolytic enzyme (β -glucosidase, β -xylosidase and cellobiohydrolase) significantly (Shah et al. 2010).

Addition of Mn^{2+} and Cu^{2+} with particular concentration to culture of white-rot fungi can induce and control ligninolytic enzymes production. Mn^{2+} concentration can affect MnP and LiP activities, whereas Cu^{2+} can affect Lac activities.

Aeration

Aeration is one of the most important parameters that affect production and activity of ligninolytic enzymes. The functions of aeration are e.g. oxygenation, CO_2 removal, heat dissipation, distribution of water vapour for regulating humidity, and distribution of volatile compounds produced during metabolism. The porosity of the medium affects the aeration rate, and therefore, pO_2 and pCO_2 should be optimised for each type of medium, microorganism, and process (Graminha et al. 2008). Lignin degradation is an oxidative process, and replacing air with an atmosphere of O_2 stimulates lignin degradation by many white-rot fungi growing on straw and wood (Zadražil et al. 1991). Oxygen enrichment of the atmosphere also stimulates degradation of non-lignin component as well as lignin degradation (Reid 1989). A study on LiP productivity using *P. chrysosporium* (Couto et al. 2002) shows that the productivity can be increased by increasing the aeration rate. On the other hand, productivity of MnP was not significantly affected by the aeration. Another study showed that batch operation at an aeration level of 0.5 vvm led to maximum MnP and LiP activities of 574 and 116 U/L, respectively. It was also shown that aerated *P. chrysosporium* culture with pure O_2 could improve intracellular production of LiP and MnP (Belinky et al. 2003). Biotransformation of lignocellulosic wastes into compost using *Coriolus versicolor* and *P. flavido-alba* were enhanced at low aeration condition (Lopez et al. 2002).

Moisture Contents

Moisture content of the solid state fermentation is a critical factor for fungal growth and activities, and significantly affects lignin degradation (Shi et al. 2008). Moisture content is defined during the initial substrate preparation before inoculation with white-rot fungi. The range of moisture content of substrate for SSF using white-rot fungi is usually between 60 and 80% (Karunanandaa and Varga 1996). Different reports (Xu et al. 2001) emphasise that lower solid/liquid ratio is more beneficial to the production of MnP and LiP. SSF of straw is optimum in a medium with water content of 75 mL/25 g substrate (Zadražil and Brunnert 1981). However, most of the fungi tested could digest straw over a wide range of water content. At higher water contents (125-150 mL/25 g of substrate), an increased production of aerial mycelium was observed. Laccase production using *P. pulmonarius* was positively affected by increasing the initial

moisture content from 40% to 60% (Patel et al. 2009b). The effects of substrate moisture contents, inorganic salt concentrations, and culture times on the biological pretreatment of cotton stalks using *P. chrysosporium* was investigated (Shi et al. 2008). Moisture content and time significantly affected lignin degradation. Higher moisture content of the culture (75% and 80%) resulted in degrading approximately 6% more lignin than 65% moisture content. However, optimum moisture content depends upon the organism and the substrate used for SSF. Increasing the moisture content will reduce the porosity of the substrate and limits oxygen transfer. Lac activity using *P. pulmonarius* decreases when moisture content increases from 60% to 80% (Patel et al. 2009b).

Acidity (pH)

pH is one of the important parameters in fungal cultivation that is difficult to control in solid-state fermentation (Hölker et al. 2004). Most white-rot fungi grow well on slightly acidic substrate pHs between 4 and 5 (Reid 1989). Many white-rot fungi reduce acidity of the substrate during their growth (Zadražil and Brunnert 1981; Agosin et al. 1985). Lignolytic enzyme activity and production are affected by the starting pH of SSF. The starting pH for production of LiP and MnP using *P. chrysosporium* was 4.0 and 5.5, respectively, which resulted in the respective maximum activities of the enzymes of 2600 U/L and 1375 U/L (Xu et al. 2001). SSF of wheat straw using selected white-rot fungi showed a decrease in pH during fermentation. *Vararia effusata* and *D. squalens* had very similar growth patterns, and the pH values at the inflexion point were 4.9 and 4.2, respectively (Agosin et al. 1985). Optimal pH for maximum Lac production using *P. ostreatus* was observed at pH 5.0. However, Lac production decreased when the initial pH increased to more than 5.0. A change in pH will alter the tree-dimensional structure of the Lac and may reduce their activity (Patel et al. 2009b).

Temperature

The effect of temperature on the rate and selectivity of delignification varies from one genus to another. Most white-rot fungi are mesophiles, with optimum temperature between 15° to 35 °C (Reid 1989). Various optimal temperatures have been reported for SSF in the production of ligninolytic enzyme using white-rot fungi. The optimal temperature for producing the enzyme using *P. chrysosporium* was 39 °C (Xu et al. 2001). A report (Asther et al. 1988) mentions that 37 °C is the optimum for the mycelium-growing phase, while 30 °C is optimum for the lignin peroxidase-producing phase using *P. chrysosporium*. However, *G. applanatum*, *Pleurotus ostreatus*, and *Pleurotus serotinus* lignin degradation, even on an absolute scale, was less at 30 °C than at 22 °C (Zadražil and Brunnert 1981). Only *T. hirsuta* enhanced degradation at elevated temperature of 30 °C.

Different optimal temperature at SSF for biological pretreatment of lignocellulosic biomass is related to fungal physiology, fungal strain, and type of substrate. Optimum temperature for Lac activity using *P. ostreatus* was 28 °C (Patel et al. 2009b). The metabolism of the white-rot fungi during delignification generates heat and it may raise the fermenting material to temperatures that inhibit the growth of the fungi.

APPLICATION OF BIOLOGICAL PRETREATMENT USING WHITE-ROT FUNGI IN SOLID-STATE FERMENTATION

The combination of solid-state fermentation (SSF) technology with the capability of white-rot fungi to selectively degrade lignin has made industrial-scale application of lignocellulose-based biotechnologies possible. One of the most important aspects of white-rot fungi is related to the use of their ligninolytic system for a variety of applications (Fig. 2).

A review, covering advantages and drawbacks of SSF (Hölker et al. 2004), shows SSF as a robust technology that outperforms conventional fermentation technologies with respect to simplicity, cost effectiveness, and maintenance requirements. These advantages make SSF an attractive technology for environmental problems, where money and highly educated people are limited (Bhatnagar et al. 2008; Rivela et al. 2000). In this section, biotechnological applications and potential of pretreatment of lingo-cellulose using white-rot fungi in SSF is described.

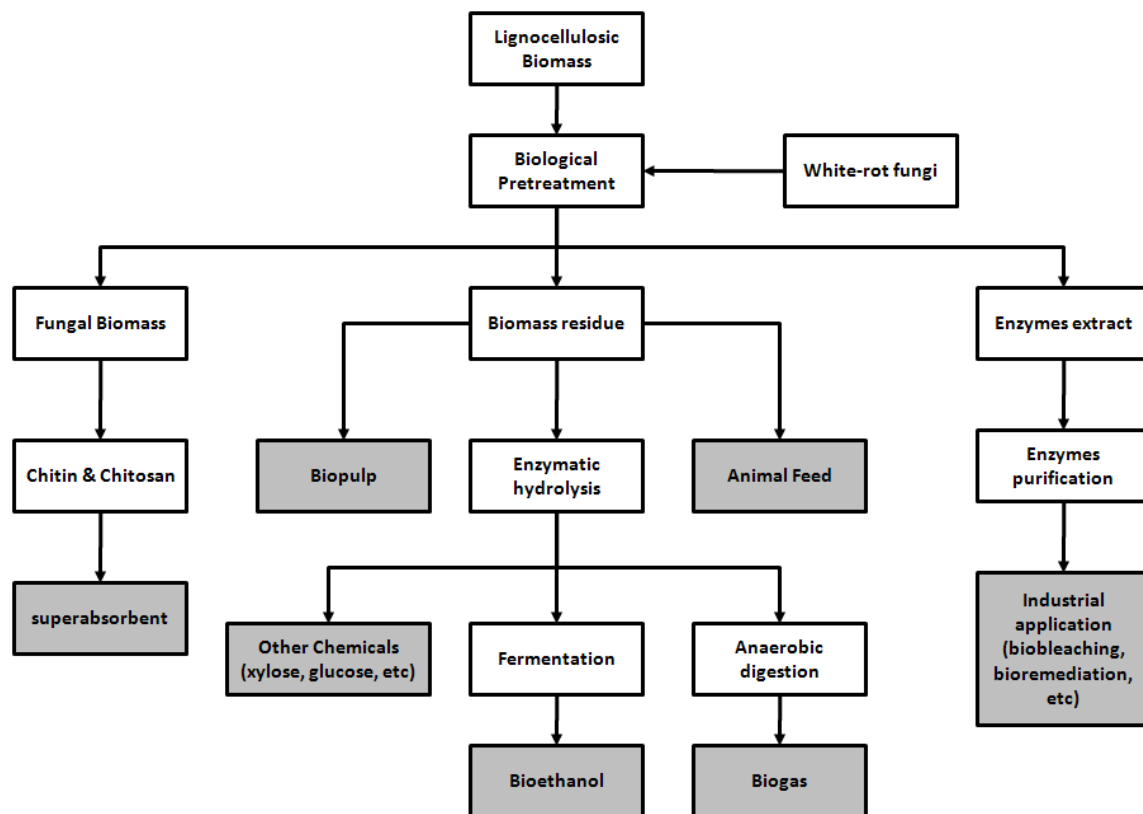


Fig. 2. Suggestion for biological pretreatments of lignocellulosic biomass with white-rot fungi and alternative application routes

Table 1. Application of Biological Pretreatment of Lignocellulosic Biomass with White-Rot Fungi in Solid-State Fermentation

Purpose	White-rot fungus	Substrates	References
Enzymatic Hydrolysis			
	<i>Ceriporia lacerata</i> , <i>Stereum hirsutum</i> and <i>Polyporus brumalis</i>	Japanese red pine	(Lee et al. 2007)
	<i>Coriolus versicolor</i>	bamboo residues	(Zhang et al. 2007a)
	<i>Echinodontium taxodii</i>	softwoods and hardwoods	(Yu et al. 2009a)
	<i>Irpex lacteus</i>	wheat straw	(Dias et al. 2010)
	<i>I. lacteus</i>	cornstalks	(Yu et al. 2010a)
	<i>Phanerochaete chrysosporium</i>	<i>Achras zapota</i>	(Ganesh Kumar et al. 2006)
	<i>Pleurotus ostreatus</i>	rice straw	(Taniguchi et al. 2005)
	<i>Trametes versicolor</i> G20 and <i>Echinodontium taxodii</i> 2538	bamboo culms	(Zhang et al. 2007b)
	<i>T. versicolor</i> , <i>Ganoderma lucidum</i> and <i>E. taxodii</i>	corn straw	(Yu et al. 2010b)
	Various species of white-rot fungi	wheat straw	(Hatakka 1983)
Biofuel (Bioethanol, Biogas and Pyrolysis)			
	<i>Ceriporiopsis subvermispota</i>	corn stover	(Wan and Li 2010)
	<i>C. subvermispota</i> , <i>Dichomitus squalens</i> , <i>Pleurotus ostreatus</i> and <i>Coriolus versicolor</i>	beech wood	(Itoh et al. 2003)
	<i>E. taxodii</i>	water hyacinth	(Ma et al. 2010)
	<i>P. chrysosporium</i>	cotton stalks	(Shi et al. 2008)
	<i>P. chrysosporium</i>	rice straw	(Bak et al. 2009)
	<i>P. chrysosporium</i>	wheat straw	(Zeng et al. 2011)
	<i>Pleurotus florida</i>	corn straw	(Zhong et al. 2011)
	<i>Pleurotus ostreatus</i> BP2, <i>E. taxodii</i> 2538 and <i>I. lacteus</i> CD2	corn stover	(Yang et al. 2010)
	Various species of white-rot fungi	wheat straw	(Muller and Trosch, 1986)
Biopulping & Biobleaching			
	<i>C. subvermispota</i>	rice, wheat and barley straw	(Yaghoubi et al. 2008)
	<i>C. subvermispota</i>	<i>Eucalyptus grandis</i>	(Ferraz et al. 2008)
	<i>C. subvermispota</i> and <i>P. chrysosporium</i>	wood	(Akhtar et al. 1998)
	<i>C. subvermispota</i> SS-3	<i>E. grandis</i>	(Mosai et al. 1999)
	<i>P. chrysosporium</i>	wheat straw	(Chen et al. 2002)
Biopulping & Biobleaching			
	<i>Bjerkandera</i> sp. strain BOS55	Kraft-Pulp	(Moreira et al. 1997)
	<i>P. chrysosporium</i>	wheat straw	(Jiménez et al. 1997)
	<i>P. chrysosporium</i> and <i>T. Versicolor</i>	Kraft-pulp	(Katagiri et al. 1995)

Table 1. - continued

Purpose	White-rot fungus	Substrates	References
	<i>P. chrysosporium</i> ME446	wheat straw	(Qin et al. 2009)
	<i>P. chrysosporium</i> ,	Douglas-Fir	(de Jong et al. 1997)
	<i>P. sordida</i> YK-624	Kraft-pulp	(Kondo et al. 1994)
	<i>Pleurotus eryngii</i>	wheat straw	(Martínez et al. 1994)
	Several white-rot fungi	Loblolly pine	(Levin et al. 2007)
Ruminant Feed			
	<i>C. subvermispora</i>	madake bamboo	(Okano et al. 2009)
	<i>C. subvermispora</i> and <i>Cyathus stercoreus</i>	Various biomass	(Akin et al. 1996)
	<i>P. chrysosporium</i>	wheat straw	(Basu et al. 2002)
	<i>Phlebia floridensis</i>	wheat straw	(Sharma and Arora 2010)
	<i>Pleurotus eryngii</i>	bagasse	(Zadrazil and Puniya 1995)
	<i>Pleurotus ostreatus</i>	cottonseed hull	(Li et al. 2001)
	<i>Pleurotus ostreatus</i>	barley straw	(Ortega Cerrilla et al. 1986)
	<i>Pleurotus ostreatus</i>	rice husk	(Beg et al. 1986)
	<i>Pleurotus ostreatus</i> , <i>D. squalens</i> and <i>B. adusta</i>	wheat straw	(Agosin and Odier 1985)
	<i>Pleurotus sajor-caju</i>	cotton plant stalk	(Hadar et al. 1992)
	<i>Pleurotus sajor-caju</i> and <i>Potyporus hirsutus</i> 534	bagasse	(Kewalramani et al. 1988)
	<i>Pleurotus</i> sp	bagasse	(Ortega et al. 1992)
	<i>Pleurotus tuber-regium</i> (Fr.) Sing.	wheat straw	(Jalc et al. 1999)
Enzyme production			
	<i>P. chrysosporium</i>	Barley Straw	(Rodríguez et al. 1997)
	<i>Pleurotus sajor-caju</i> PS 2001	bagasse	(Camassola and Dillon 2009)
	<i>P. chrysosporium</i>	steam-exploded straw	(Fujian et al. 2001)
	<i>Pleurotus ostreatus</i> strain 10969	Juncao	(Liu et al. 2009)
	<i>Pleurotus ostreatus</i>		(Téllez-Téllez et al. 2008)
	<i>Pleurotus</i> sp	wheat straw	(Bhattacharya et al.)
Others			
	<i>P. chrysosporium</i>	composting	(Taccari et al. 2009; Zeng et al. 2010)

Enzymatic Hydrolysis of Lignocellulose

Polysaccharides in lignocellulosic biomass, including cellulose and hemicelluloses, can be hydrolysed to monomeric sugars such as glucose and xylose, which can be further used for the production of ethanol, xylitol, organic acid, and other chemicals. The cellulose polymers in the cell wall are directly associated with lignin and hemicellulose moieties, resulting in even more complex physical and morphological structures, so that the enzymatic hydrolysis is obstructed. The limiting factors that affect enzymatic hydrolysis of biomass have been traditionally divided into two groups: (a) biomass structural features and (b) enzymatic mechanisms. Conventionally, structural features have been divided into two groups and classified as physical or chemical. The chemical structural features are the compositions of cellulose, hemicellulose, lignin, and acetyl groups bound to hemicellulose. The physical structural features consist of accessible surface area, crystallinity, the physical distribution of lignin in the biomass matrix, degree of polymerisation, pore volume, and biomass particle size. In order to improve the rate of enzymatic hydrolysis and to increase the yield of fermentable sugar, the process of pretreatment is absolutely essential. Pretreatment is required to alter the structural and chemical composition of lignocellulosic biomass in order to facilitate rapid and efficient hydrolysis of carbohydrates into fermentable sugars (Chang and Holtzapfle 2000). The main focus of most studies dealing with lignocellulosic biomass conversion has been to maximise the availability of the cellulose to cellulase.

Pretreatment of lignocellulose with white-rot fungi for enzymatic hydrolysis has been studied for a long time (Hatakka 1983). Different species of white-rot fungi have been used with various lignocellulosic biomass for enzymatic hydrolysis (see Table 1). Biological pretreatment of lignocelluloses could increase accessibility of enzyme into biomass and increase the sugar yield. An evaluation of biological pretreatment of wheat straw using nineteen white-rot fungi followed by enzymatic hydrolysis (Hatakka 1983), shows that after pretreatment with *Pycnoporus cinnabarinus* for five weeks, as much as 54.6% of the residue could be converted into reducing sugar by enzymatic hydrolysis. A recent paper (Dias et al. 2010) revealed that wheat straw biologically pretreated with two white-rot fungi (*Euc-1* and *I. Lacteus*) could improve the hydrolysis yield by approximately four and three times compared with untreated straw, respectively. In addition, biological pretreatment of corn stover using *P. chrysosporium* improved enzymatic hydrolysis three- to five-fold in comparison to that of untreated corn stover and reduced the energy requirement for its milling (Keller et al. 2003). Similar enhancements with biological pretreatment on rice straw using four white-rot fungi *P. chrysosporium*, *T. versicolor*, *C. subvermispora*, and *Pleurotus ostreatus* was reported (Taniguchi et al. 2005). An enhanced degree of enzymatic hydrolysis of straw was observed as the content of Klason lignin decreased. Biological pretreatment of bamboo using a white-rot fungus *Coriolus versicolor* B1 under different conditions and saccharification was studied (Zhang et al. 2007a). Their study shows that the saccharification rate was significantly enhanced and a maximum saccharification rate of 37.0% was achieved after the pretreatment.

Biofuel: Bioethanol, Biogas and Pyrolysis

Bioethanol can be produced from lignocellulosic biomass after hydrolysis of poly-

saccharide components (hemicelluloses and cellulose) into monosaccharides. Increase of sugar yield by enzymatic hydrolysis after biological pretreatment indicates a high bio-ethanol yield. Biological pretreatment of corn stover using *C. subvermispora* for 35 days is able to improve the overall ethanol yield by up to 57.8% (Wan and Li 2010). A similar result was obtained when rice straw was biologically pretreated using *D. squalens*. The ethanol production yield and productivity were 54.2% of the theoretical maximum and 0.39 g/L/h, respectively, after 24 h (Bak et al. 2010). The ethanol yield achieved 0.192 g/g dry matter from water hyacinth when pretreated with a combination of biological and mild acid pretreatment (Ma et al. 2010).

Biological pretreatment has been used for biogas production. Biogas production from biologically pretreated wheat straw increased from 0.293 L/g (untreated) to 0.343 L/g (pretreated one) using *Pleurotus ostreatus* (Muller and Trosch 1986). However, biological pretreatment of corn straw using *Pleurotus florida* resulted in 16.58% less biogas than after a chemical pretreatment (Zhong et al. 2011).

Biological pretreatment has been used before pyrolysis of biomass to produce fuel. Biological pretreatment of corn stover can optimise the thermal decomposition, decrease the reaction temperature and reduce the gas contamination (SO_x), making the biomass pyrolysis more efficient and environmentally friendly (Yang et al. 2010). Biological pretreatment can decrease the activation energy and reacting temperature of the hemicellulose and cellulose pyrolysis (up to 36 °C), shorten the temperature range of the active pyrolysis (up to 14 °C), and increase the thermal decomposition rate.

Biopulping and Biobleaching

Biopulping is a SSF process in which wood chips are treated with white-rot fungi to improve the delignification process. Biological pulping has the potential to reduce energy costs and environmental impact relative to traditional pulping operations (Scott et al. 2002). The benefits of biopulping was demonstrated (Scott et al. 2002) using 50-ton scale experiments. The tensile, tear, and burst indexes of the resulting papers were improved, indicating a higher degree of cellulose conservation during the pulping process. In addition, the brightness of the pulp was also increased, indicating an improved lignin removal. Moreover, an improved energy savings of 33% for thermomechanical pulping (TMP) was reported. Biological pretreatment of wheat straw using *P. chrysosporium* ME466 could alter degradation of lipophilic and hydrophilic extractives. Obviously, the biological pretreatment of wheat straw was beneficial to pitch control in pulping and papermaking processes, in view of the degradation of the more lipophilic substances (van Beek et al. 2007). Variable optimisation for biopulping of agricultural residues using *C. subvermispora* was also investigated (Yaghoubi et al. 2008). Biological pretreatment could increase the physical properties (kappa number, tensile strength, and burst factor) and the quality of the pulp from barley straw.

Production of biopulp with *P. chrysosporium* using steam-exploded wheat straw as substrate was considered (Chen et al. 2002). Its hemicellulose was partially degraded and became partly water-soluble sugar during the steam explosion process. These sugars could be used as a carbon resource for growth of the fungus. Compared with non-treated wheat straw, degradation of cellulose was decreased and degradation of lignin was increased for the steam-exploded wheat straw cultured with *P. chrysosporium*. Fermented

straw could be used directly as the material for pulp making.

Some researchers have investigated the use of white-rot fungi for biobleaching pulp. Pretreated pulp with white-rot fungi could improve brightness and strength properties of the pulp (de Jong et al. 1997; Bajpai 2004). Besides the direct use of fungi in biological pretreatment for biobleaching of pulp, application of ligninolytic enzymes also has been intensively investigated. Ligninolytic enzymes, mainly Manganese peroxidase (MnP) are the key enzyme for biobleaching of the pulp. Various screening experiments have demonstrated that MnP activities and production are correlated to the bleaching of the pulp. Semi-purified MnP can also delignify pulp and improve the brightness of the pulp (Kondo et al. 1994). Furthermore, application of Lac in totally-chlorine-free (TCF) sequence processes using a laccase-mediator system could improve the brightness up to 82% ISO brightness (compared with 37% in the initial pulp and 60% in the peroxide-bleached control) and result in very low kappa number (Camarero et al. 2004). Lac have been used commercially as a biobleaching agent for pulp and have been well reviewed (Call and Mücke 1997).

Ruminant Feed

Direct use of lignocellulosic residues as ruminant animal feed, or as a component of such feeds, represents one of the oldest and most widespread applications of biomass. The idea of using white-rot fungi to improve the digestibility of lignocellulosic waste for ruminants was first developed in 1902 by Falck (Cohen 2002), who suggested the use of fungi for the improvement of lignocellulosic wastes. Since then, a considerable amount of work has been conducted on the upgrading of lignocellulosic matter to feed using white-rot fungi. The concept of preferential delignification of lignocellulose waste with white-rot fungi has been applied to increase the nutritional value of forages (Agosin and Odier 1985; Zdražil and Puniya 1995; Okano et al. 2009). A wide range of lignocellulosic biomass have been pretreated with white-rot fungi and used as ruminant feed (See Table 1). Biological pretreatment of lignocellulose could improve the nutritional value (Okano et al. 2009) and *in vitro* digestibility (Zdražil and Puniya 1995), increase bioavailability of nutrients, and decrease anti-nutritional factors (Mandebvu et al. 1999).

Enzyme Production

The ability of ligninolytic enzymes to oxidise both phenolic and non-phenolic lignin related compounds as well as highly recalcitrant environmental pollutants makes these enzymes very useful for their application to several biotechnological processes (Mayer and Staples 2002; Minussi et al. 2002; Regalado et al. 2004; Couto and Herrera 2006). Production and application of Lac has been investigated more intensively than other ligninolytic enzyme during the last few decades, and such literature has been reviewed (Call and Mücke 1997; Leonowicz et al. 2001). Lac can be implemented in the food industry, pulp and paper industry, and textile industry (Couto and Herrera 2006; Call and Mücke 1997; Riva 2006; Cañas and Camarero 2010). SSF for enzyme production has more advantages than SF, since several studies have shown high product yield and simplified downstream processing compared with SF (Hölker and Lenz 2005; Couto and Sanroman 2006). Lignocellulosic wastes are generally used as substrate for enzyme production (see Table 1).

Other Applications

The white-rot fungus *P. chrysosporium*, combined with other microorganisms, can be used as compost inoculants for lignocellulosic waste composting materials (Zeng et al. 2010; Taccari et al. 2009). When the fungi are inoculated during the second fermentation phase, *P. chrysosporium* induced significant changes on all parameters of compost maturity except C/N ratio. Composting methods using white-rot fungi have also been used for pollutant degradation (Zeng et al. 2007). Inoculation of the benzo[a]pyrene contaminated soil composting system with the white-rot fungus *P. chrysosporium* increased the rate of bound residue formation of contaminant carbon. Bound residue formation was found to be the predominant transformation mechanism for benzo[a]pyrene in the microbially active compost systems, accounting for nearly 100% of the benzo[a]pyrene removed (McFarland and Qiu 1995).

COMBINATION OF BIOLOGICAL PRETREATMENT WITH OTHER PRETREATMENT METHODS

The main drawbacks of biological pretreatment are loss of polysaccharides (hemicelluloses and cellulose) and the longer pretreatment duration than chemical/physical pretreatment. In order to reduce the time for pretreatment, polysaccharides loss, and to enhance the yield of fermentable sugar, biological pretreatment can be combined with chemical/physical pretreatments. Combinations of pretreatment methods between biological and chemicals/physical pretreatments can enhance performance of the pretreatment compared to sole pretreatment methods. Chemical/physical pretreatment prior to biological treatment allows the substrate to be easily assessable for fungus to degrade the lignin component (Reid 1989). Optimisation of these combination methods leads to maximum sugar yield and reduces the overall pretreatment cost, i.e. incubation time, acid concentration, and/or energy used. These combination methods could significantly decrease the time of biological pretreatment and increase the sugar yield after enzymatic hydrolysis. When rice straw was pretreated with a steam explosion prior to biological treatment using *Pleurotus ostreatus*, the treatment time required for obtaining a 33% net glucose yield was reduced from 60 days to 36 days (Taniguchi et al. 2010). When rice straw was pretreated with H₂O₂ (2%, 48 h), the treatment time was reduced from 60 days to 18 days with comparable sugar yield (Yu et al. 2010b). The reduction time is probably due to partial degradation of the networks of lignin with sugar moieties as well as partial breakdown of the structure during the biological treatment.

The combined pretreatment of water hyacinth (*Eichhornia crassipes*) with white-rot fungi *E. taxodii* (10 days) and 0.25% H₂SO₄ was shown to be more effective than the sole acid pretreatment method. The reducing sugar yield from enzymatic hydrolysis increased by a factor of 1.13 to 2.11 compared to that of acid treatment under the same conditions (Ma et al. 2010). Biological pretreatment of beech wood chips prior to organosolv pretreatment could increase the ethanol yield by 1.6 times more than without biological pretreatment (Itoh et al. 2003). Brown-rot fungi combined with organosolv pretreatment has also been used (Monroy et al. 2010). The biological pretreatment of *Pinus radiata* wood chips prior to the organosolv pretreatment resulted in improved

solvent accessibility. A similar result (Yu et al. 2010b) showed that biological pretreatment of corn straw for 15 days using *E. taxodii* followed by alkali/oxidative pretreatment could lead to an increase of 50.7% in reducing sugar compared to alkali/oxidative pretreatment alone. Biological pretreatment of cornstalks followed by mild alkaline pretreatment with *I. lacteus* could increase the digestibility of cellulose. The biological pretreatment enhanced delignification and glucon digestibility more significantly when the alkaline pretreatment was performed at lower severity (Yu et al. 2010a).

CONCLUDING REMARKS

Biological pretreatments of lignocellulosic biomass have been successfully implemented for animal feed and biopulping processes. Biological pretreatment has also been extensively examined for other purposes, such as enzymatic hydrolysis of lignocelluloses. Biological pretreatment has several advantages over conventional physical/chemical pretreatment. However, the challenges of biological pretreatments are the relatively long time of the pretreatment compared to physical/chemical methods, and incurring the risk of sugar loss. Consequently, biological pretreatment requires more space and longer processes, which increase the operating costs. This means that this method will be beneficial, where it could decrease biomass recalcitrance with a minimum loss of polysaccharides and a short time for incubation. Overcoming these challenges, i.e. slow process and sugar loss will most likely be the future developments of biological pretreatments.

One way to decrease pretreatment time is by applying a combination of biological and chemicals/physical methods. Many genetic, metabolic, physiological, and process factors that can be manipulated to improve lignin degradation and reduce sugar loss by, e.g. altering lignocellulosic structure and ligninolytic or cellulolytic enzymes, have already been investigated, but there is a need for further improvements. Minimization of carbohydrate loss during biological pretreatments could be achieved by manipulating the culture conditions, addition of certain substrates that can suppress the activity of hydrolytic enzymes, or by genetic engineering of white-rot fungi to lower the activity of such enzymes. Moreover, the structural differences of various lignocelluloses influences the success of biological pretreatment, as therefore, understanding the combination of the biological pretreatments and the structural changes of the lignocelluloses during the pretreatments will probably be a hot research topic in this field in the future.

ACKNOWLEDGEMENTS

This work was financially supported by Directorate General of Higher Education, Ministry of National Education of Republic of Indonesia through Competitive Research Grant of International Joint Research for International Publication (Grant No. 425/SP2H/PP/DP2M/VI/2010), European Commission program EM-EuroAsia and Swedish International Development Cooperation Agency. We gratefully acknowledge Professor Zaenal Bahrudin for a critical reading of the manuscript.

All the authors were deeply saddened by loss of our colleague Prof. Knut Lundquist who passed away on the first of July 2011 during the final revisions of this paper, and would like to extend our deepest condolences to his family.

Professor Knut Lundquist received his scientific education from the late professor Erich Adler, one of the well-known pioneers in lignin chemistry research. Knut Lundquist was thus attracted by wood chemistry problems and became one who successfully continued the traditional ligninchemical studies also after retirement.

ABBREVIATIONS

SSF, Solid-state fermentation; SF, Submerged Fermentation; LiP, Lignin peroxidase; LiPs, Lignin peroxidases; Lac, Laccase; MnP, Manganese peroxidase; MnPs, Manganese peroxidases; VP, Versatile peroxidase; GLOX, Glyoxal oxidase; AAO, aryl alcohol oxidase; H, *p*-hydroxyphenyl; G, guaiacyl; S, syringyl.

REFERENCES CITED

- Agosin, E., Daudin, J.-J., and Odier, E. (1985). "Screening of white-rot fungi on (¹⁴C)lignin-labelled and (¹⁴C)whole-labelled wheat straw," *Applied Microbiology and Biotechnology* 22, 132-138.
- Agosin, E., and Odier, E. (1985). "Solid-state fermentation, lignin degradation and resulting digestibility of wheat straw fermented by selected white-rot fungi," *Applied Microbiology and Biotechnology* 21, 397-403.
- Akhtar, M., Scott, G. M., Swaney, R. E., and Kirk, T. K. (1998). "Overview of biomechanical and biochemical pulping research," In *Enzyme Applications in Fiber Processing*, K.-E. L. Eriksson and A. Cavaco-Paulo (eds.), American Chemical Society, 15-26.
- Akin, D. E., Morrison, W. H., Rigsby, L. L., Gamble, G. R., Sethuraman, A., and Eriksson, K. E. L. (1996). "Biological delignification of plant components by the white rot fungi *Ceriporiopsis subvermisporea* and *Cyathus stercoreus*," *Animal Feed Science Technology* 63, 305-321.
- Alvira, P., Tomás-Pejó, E., Ballesteros, M., and Negro, M. J. (2010). "Pretreatment technologies for an efficient bioethanol production process based on enzymatic hydrolysis: A review," *Bioresource Technology* 101, 4851-4861.
- Anastasi, A., Spina, F., Prigione, V., Tigini, V., Giansanti, P., and Varese, G. C. (2010). "Scale-up of a bioprocess for textile wastewater treatment using *Bjerkandera adusta*," *Bioresource Technology* 101, 3067-3075.
- Anderson, W. F., and Akin, D. E. (2008). "Structural and chemical properties of grass lignocelluloses related to conversion for biofuels," *J. Ind. Microbiol. Biotechnol.* 35, 355-366.

- Asther, M., Capdevila, C., and Corrieu, G. (1988). "Control of lignin peroxidase production by *Phanerochaete chrysosporium* INA-12 by temperature shifting," *Applied and Environmental Microbiology* 54, 3194-3196.
- Bacocchi, E., Fabbri, C., and Lanzalunga, O. (2003). "Lignin peroxidase-catalyzed oxidation of nonphenolic trimeric lignin model compounds: Fragmentation reactions in the intermediate radical cations," *J. Org. Chem.* 68, 9061-9069.
- Bajpai, P. (2004). "Biological bleaching of chemical pulps," *Critical Reviews in Biotechnology* 24(1), 1-58.
- Bak, J. S., Kim, M. D., Choi, I.-G. and Kim, K. H. (2010). "Biological pretreatment of rice straw by fermenting with *Dichomitus squalens*," *New Biotechnology* 27, 424-434.
- Bak, J. S., Ko, J. K., Choi, I.-G., Park, Y.-C., Seo, J.-H., and Kim, K. H. (2009). "Fungal pretreatment of lignocellulose by *Phanerochaete chrysosporium* to produce ethanol from rice straw," *Biotechnology and Bioengineering* 104, 471-482.
- Baldrian, P., and Gabriel, J. (2002). "Variability of laccase activity in the white-rot basidiomycete *Pleurotus ostreatus*," *Folia Microbiologica* 47(4), 385-390.
- Baldrian, P., and Šnajdr, J. (2006). "Production of ligninolytic enzymes by litter-decomposing fungi and their ability to decolorize synthetic dyes," *Enzyme and Microbial Technology* 39, 1023-1029.
- Baldrian, P., Valásková, V., Merhautová, V., and Gabriel, J. (2005). "Degradation of lignocellulose by *Pleurotus ostreatus* in the presence of copper, manganese, lead and zinc," *Research in Microbiology* 156, 670-676.
- Basu, S., Gaur, R., Gomes, J., Sreekrishnan, T. R., and Bisaria, V. S. (2002). "Effect of seed culture on solid state bioconversion of wheat straw by *Phanerochaete chrysosporium* to animal feed," *J. Biosci. Bioeng.* 93, 25-30.
- Beg, S., Zafar, S. I., and Shah, F. H. (1986). "Rice husk biodegradation by *Pleurotus ostreatus* to produce a ruminant feed," *Agricultural Wastes* 17, 15-21.
- Belinky, P. A., Flikshstein, N., Lechenko, S., Gepstein, S., and Dosoretz, C. G. (2003). "Reactive oxygen species and induction of lignin peroxidase in *Phanerochaete chrysosporium*," *Applied and Environmental Microbiology* 69(11), 6500-6506.
- Bending, G. D., Friloux, M., and Walker, A. (2002). "Degradation of contrasting pesticides by white rot fungi and its relationship with ligninolytic potential," *FEMS Microbiology Letters* 212, 59 - 63.
- Bertrand, T., Jolival, C., Briozzo, P., Caminade, E., Joly, N., Madzak, C., and Mougin, C. (2002). "Crystal structure of a four-copper laccase complexed with an arylamine: Insights into substrate recognition and correlation with kinetics," *Biochemistry* 41, 7325-7333.
- Bhatnagar, A., Kumar, S., and Gomes, J. (2008). "Operating conditions of a 200 l staged vertical reactor for bioconversion of wheat straw by *Phanerochaete chrysosporium*," *Bioresource Technology* 99, 6917-6927.
- Bhattacharya, S. S., Garlapati, V. K., and Banerjee, R. (2011). "Optimization of laccase production using response surface methodology coupled with differential evolution," *New Biotechnology* 28(1), 31-39.
- Blanchette, R. A. (1984). "Screening wood decayed by white rot fungi for preferential lignin degradation," *Applied and Environmental Microbiology* 48, 647-653.

- Blanchette, R. A. (1995). "Degradation of the lignocellulose complex in wood," *Can. J. Bot.* 73, S999-S1010.
- Bonnarme, P., and Jeffries, T. W. (1990). "Mn(II) regulation of lignin peroxidases and manganese-dependent peroxidases from lignin-degrading white rot fungi," *Applied and Environmental Microbiology* 56(1), 210-217.
- Brown, J. A., Alic, M., and Gold, M. H. (1991). "Manganese peroxidase gene transcription in *Phanerochaete chrysosporium*: Activation by manganese," *J Bacteriol.* 173 (13), 4101-4106.
- Buswell, J. A., Cai, Y., and Chang, S.-T. (1995). "Effect of nutrient nitrogen and manganese on manganese peroxidase and laccase production by *Lentinula (Lentinus) edodes*," *FEMS Microbiology Letters* 128, 81-87.
- Call, H. P., and Mücke, I. (1997). "History, overview and applications of mediated lignolytic systems, especially laccase-mediator-systems (Lignozym®-process)," *Journal of Biotechnology* 53, 163-202.
- Camarero, S., Bocchini, P., Galletti, G. C., Martínez, M. J., and Martínez, A. T. (2001). "Compositional changes of wheat lignin by a fungal peroxidase analyzed by pyrolysis-GC-MS," *Journal of Analytical and Applied Pyrolysis* 58-59, 413-423.
- Camarero, S., Bockle, B., Martínez, M., and Martínez, A. (1996). "Manganese-mediated lignin degradation by *Pleurotus pulmonarius*," *Applied and Environmental Microbiology* 62, 1070-1072.
- Camarero, S., García, O., Vidal, T., Colom, J., del Río, J. C., Gutiérrez, A., Gras, J. M., Monje, R., Martínez, M. J., and Martínez, Á. T. (2004). "Efficient bleaching of non-wood high-quality paper pulp using laccase-mediator system," *Enzyme and Microbial Technology* 35, 113-120.
- Camassola, M., and Dillon, A. J. P. (2009). "Biological pretreatment of sugar cane bagasse for the production of cellulases and xylanases by *Penicillium echinulatum*," *Industrial Crops and Products* 29, 642-647.
- Cañas, A. I., and Camarero, S. (2010). "Laccases and their natural mediators: Biotechnological tools for sustainable eco-friendly processes," *Biotechnology Advances* 28, 694-705.
- Chang, V., and Holtzapple, M. (2000). "Fundamental factors affecting biomass enzymatic reactivity," *Applied Biochemistry and Biotechnology* 84-86, 5-37.
- Chen, H., Xu, F., and Li, Z. (2002). "Solid-state production of biopulp by *Phanerochaete chrysosporium* using steam-exploded wheat straw as substrate," *Bioresource Technology* 81, 261-263.
- Chen, M., Yao, S., Zhang, H., and Liang, X. (2010). "Purification and characterization of a versatile peroxidase from edible mushroom *Pleurotus eryngii*," *Chinese Journal of Chemical Engineering* 18, 824-829.
- Cohen, L. P. Y. H. R. (2002). "Biotechnological applications and potential of wood-degrading mushrooms of the genus *Pleurotus*," *Applied Microbiology and Biotechnology* 58, 582-594.
- Converse, A., Ooshima, H., and Burns, D. (1990). "Kinetics of enzymatic hydrolysis of lignocellulosic materials based on surface area of cellulose accessible to enzyme and enzyme adsorption on lignin and cellulose," *Applied Biochemistry and Biotechnology* 24-25 (1), 67-73.

- Couto, S., and Sanroman, M. (2006). "Application of solid-state fermentation to food industry—A review," *Journal of Food Engineering* 76, 291-302.
- Couto, S. R., Barreiro, M., Rivela, I., Longo, M. A., and Sanromán, Á. (2002). "Performance of a solid-state immersion bioreactor for ligninolytic enzyme production: Evaluation of different operational variables," *Process Biochemistry* 38, 219-227.
- Couto, S. R., and Herrera, J. L. T. (2006). "Industrial and biotechnological applications of laccases: A review," *Biotechnology Advances* 24, 500-513.
- Couto, S. R., Rättö, M., Dominguez, A., and Sanromán, A. (2001). "Strategies for improving ligninolytic enzyme activities in semi-solid-state bioreactors," *Process Biochemistry* 36, 995-999.
- de Jong, E., Cazemier, A. E., Field, J. A., and de Bont, J. A. M. (1994). "Physiological role of chlorinated aryl alcohols biosynthesized de novo by the white rot fungus *Bjerkandera* sp. strain BOS55," *Applied and Environmental Microbiology* 60, 271-277.
- de Jong, E., Chandra, R. P., and Saddler, J. N. (1997). "Effect of a fungal treatment of the brightness and strength properties of a mechanical pulp from Douglas fir," *Bioresource Technology* 61, 61-68.
- de Souza Silva, C. M. M., de Melo, I. S., and de Oliveira, P. R. (2005). "Ligninolytic enzyme production by *Ganoderma* spp.," *Enzyme and Microbial Technology* 37, 324-329.
- Dias, A. A., Freitas, G. S., Marques, G. S. M., Sampaio, A., Fraga, I. S., Rodrigues, M. A. M., Evtuguin, D. V., and Bezerra, R. M. F. (2010). "Enzymatic saccharification of biologically pre-treated wheat straw with white-rot fungi," *Bioresource Technology* 101, 6045-6050.
- Dorado, J., Field, J. A., Almendros, G., and Sierra-Alvarez, R. (2001). "Nitrogen-removal with protease as a method to improve the selective delignification of hemp stemwood by the white-rot fungus *Bjerkandera* sp. strain BOS55," *Applied Microbiology and Biotechnology* 57, 205-211.
- Eggen, T. and Sveum, P. (1999). "Decontamination of aged creosote polluted soil: The influence of temperature, white rot fungus *Pleurotus ostreatus*, and pre-treatment," *International Biodeterioration & Biodegradation*, 43, 125-133.
- Eggert, C., Temp, U., and Eriksson, K. E. (1996). "The ligninolytic system of the white rot fungus *Pycnoporus cinnabarinus*: purification and characterization of the laccase," *Applied and Environmental Microbiology* 62, 1151-1158.
- Elisashvili, V., Kachlishvili, E., and Penninckx, M. (2008). "Effect of growth substrate, method of fermentation, and nitrogen source on lignocellulose-degrading enzymes production by white-rot basidiomycetes," *Journal of Industrial Microbiology & Biotechnology* 35, 1531-1538.
- Elisashvili, V. and Kachlishvili, E. (2009). "Physiological regulation of laccase and manganese peroxidase production by white-rot Basidiomycetes," *Journal of Biotechnology* 144, 37-42.
- Ferraz, A., Guerra, A., Mendonça, R., Masarin, F., Vicentim, M. P., Aguiar, A., and Pavan, P. C. (2008). "Technological advances and mechanistic basis for fungal biopulping," *Enzyme and Microbial Technology* 43, 178-185.

- Fu, S. Y., Yu, H.-S., and Buswell, J. A. (1997). "Effect of nutrient nitrogen and manganese on manganese peroxidase and laccase production by *Pleurotus sajor-caju*," *FEMS Microbiology Letters* 147, 133-137.
- Fukushima, Y., and Kirk, T. K. (1995). "Laccase component of the *Ceriporiopsis subvermispora* lignin-degrading system," *Applied and Environmental Microbiology* 61(3), 872-876.
- Ganesh Kumar, A., Sekaran, G., and Krishnamoorthy, S. (2006). "Solid state fermentation of *Achras zapota* lignocellulose by *Phanerochaete chrysosporium*," *Bioresource Technology* 97, 1521-1528.
- Gettemy, J. M., Ma, B., Alic, M., and Gold, M. H. (1998). "Reverse transcription-PCR analysis of the regulation of the manganese peroxidase gene family," *Applied and Environmental Microbiology* 64 (2), 569-574.
- Glenn, J. K., Akileswaran, L., and Gold, M. H. (1986). "Mn(II) oxidation is the principal function of the extracellular Mn-peroxidase from *Phanerochaete chrysosporium*," *Archives of Biochemistry and Biophysics* 251, 688-696.
- Graminha, E., Goncalves, A., Pirota, R., Balsalobre, M., Da Silva, R., and Gomes, E. (2008). "Enzyme production by solid-state fermentation: Application to animal nutrition," *Animal Feed Science and Technology* 144, 1-22.
- Guillén, F., Martínez, A. T., Martínez, M. J., and Evans, C. S. (1994). "Hydrogen-peroxide-producing system of *Pleurotus eryngii* involving the extracellular enzyme aryl-alcohol oxidase," *Applied Microbiology and Biotechnology* 41, 465-470.
- Gusse, A. C., Miller, P. D., and Volk, T. J. (2006). "White-rot fungi demonstrate first biodegradation of phenolic resin," *Environ. Sci. Technol.* 40, 4196-4199.
- Hadar, Y., Kerem, Z., Gorodecki, B., and Ardon, O. (1992). "Utilization of lignocellulosic waste by the edible mushroom, *Pleurotus*," *Biodegradation* 3, 189-205.
- Hammel, K. E., and Cullen, D. (2008). "Role of fungal peroxidases in biological ligninolysis," *Current Opinion in Plant Biology* 11, 1-7.
- Hammel, K. E., Mozuch, M. D., Jensen, K. A., and Kersten, P. J. (1994). "H₂O₂ recycling during oxidation of the arylglycerol β -aryl ether lignin structure by lignin peroxidase and glyoxal oxidase," *Biochemistry* 33, 13349-13354.
- Hatakka, A. (2001). "Biodegradation of lignin," In: *Biopolymer. Biology, Chemistry, Biotechnology, Applications. Vol. 1. Lignin, Humic Substances and Coal*, M. Hofrichter and A. Steinbüchel (eds.), Wiley-WCH, 129-180.
- Hatakka, A. and Hammel, K. E. (2010). "Fungal biodegradation of lignocelluloses," In: *The Mycota, A Comprehensive Treatise on Fungi as Experimental Systems for Basic and Applied Research*, Esser, K. (series ed), *Industrial Applications, 2nd Edition*, Hofrichter, M. (volume ed.), Springer Berlin Heidelberg, Vol. 10, 319-340.
- Hatakka, A. I. (1983). "Pretreatment of wheat straw by white-rot fungi for enzymatic saccharification of cellulose," *Eur. J. Appl. Microbiol. Biotechnol.* 18, 350-357.
- Hendriks, A. T. W. M., and Zeeman, G. (2009). "Pretreatments to enhance the digestibility of lignocellulosic biomass," *Bioresource Technology* 100, 10-18.

- Hestbjerg, H., Willumsen, P. A., Christensen, M., Andersen, O., and Jacobsen, C. S. (2003). "Bioaugmentation of tar-contaminated soils under field conditions using *Pleurotus ostreatus* refuse from commercial mushroom production," *Environ. Toxicol. Chem.* 22, 692-698.
- Higuchi, T. (2004). "Microbial degradation of lignin: Role of lignin peroxidase, manganese peroxidase, and laccase," *Proc. Jpn. Acad., Ser. B* 80, 204-211.
- Hofrichter, M. (2002). "Review: Lignin conversion by manganese peroxidase (MnP)," *Enzyme and Microbial Technology* 30, 454-466.
- Hofrichter, M., Vares, T., Kalsi, M., Galkin, S., Scheibner, K., Fritsche, W., and Hatakka, A. (1999). "Production of manganese peroxidase and organic acids and mineralization of ¹⁴C-labelled lignin (¹⁴C-DHP) during solid-state fermentation of wheat straw with the white rot fungus *Nematoloma frowardii*," *Applied and Environmental Microbiology* 65(5), 1864-1870.
- Hu, G., Heitmann, J. A., and Rojas, O. J. (2008). "Feedstock pretreatment strategies for producing ethanol from wood, bark and forest residues," *BioResources* 3, 270-294.
- Hu, M., Zhang, W., Wu, Y., Gao, P., and Lu, X. (2009). "Characteristics and function of a low-molecular-weight compound with reductive activity from *Phanerochaete chrysosporium* in lignin biodegradation," *Bioresource Technology* 100, 2077-2081.
- Huang, D.-L., Zeng, G.-M., Feng, C.-L., Hu, S., Zhao, M.-H., Lai, C., Zhang, Y., Jiang, X.-Y., and Liu, H.-L. (2010). "Mycelial growth and solid-state fermentation of lignocellulosic waste by white-rot fungus *Phanerochaete chrysosporium* under lead stress," *Chemosphere* 81, 1091-1097.
- Hölker, U., Hölker, M., and Lenz, J. (2004). "Biotechnological advantages of laboratory-scale solid-state fermentation with fungi," *Applied Microbiology and Biotechnology* 64, 175-186.
- Hölker, U., and Lenz, J. (2005). "Solid-state fermentation — Are there any biotechnological advantages?" *Current Opinion in Microbiology* 8, 301-306.
- Itoh, H., Wada, M., Honda, Y., Kuwahara, M., and Watanabe, T. (2003). "Bioorganosolve pretreatments for simultaneous saccharification and fermentation of beech wood by ethanolysis and white rot fungi," *J. Biotechnol.* 103, 273-80.
- Jalc, D., Siroka, P., Fejes, J., and Ceresnakova, Z. (1999). "Effect of three strains of *Pleurotus tuber-regium* (Fr.) Sing. on chemical composition and rumen fermentation of wheat straw," *J. Gen. Appl. Microbiol.* 45, 277-282.
- Jeffries, T. W., Choi, S., and Kirk, T. K. (1981). "Nutritional regulation of lignin degradation by *Phanerochaete chrysosporium*," *Applied and Environmental Microbiology* 42(2), 290-296.
- Jiménez, L., Martínez, C., Pérez, I., and López, F. (1997). "Biobleaching procedures for pulp from agricultural residues using *Phanerochaete chrysosporium* and enzymes," *Process Biochemistry* 32, 297-304.
- Kaal, E. E. J., de Jong, E., and Field, J. A. (1993). "Stimulation of ligninolytic peroxidase activity by nitrogen nutrients in the white rot fungus *Bjerkandera* sp. strain BOS55," *Applied and Environmental Microbiology* 59(12), 4031-4036.
- Kaal, E. E. J., Field, J. A., and Joyce, T. W. (1995). "Increasing ligninolytic enzyme activities in several white-rot Basidiomycetes by nitrogen-sufficient media," *Bioresource Technology* 53, 133-139.

- Kachlishvili, E., Penninckx, M. J., Tsiklauri, N., and Elisashvili, V. (2005). "Effect of nitrogen source on lignocellulolytic enzyme production by white-rot basidiomycetes under solid-state cultivation," *Word Journal of Microbiology and Biotechnology* 22(4), 391-397.
- Kamei, I., Watanabe, M., Harada, K., Miyahara, T., Suzuki, S., Matsufuji, Y., and Kondo, R. (2009). "Influence of soil properties on the biodegradation of 1,3,6,8-tetrachlorodibenzo-p-dioxin and fungal treatment of contaminated paddy soil by white rot fungus *Phlebia brevispora*," *Chemosphere* 75, 1294-1300.
- Karunanandaa, K., and Varga, G. A. (1996). "Colonization of rice straw by white-rot fungi (*Cyathus stercoreus*): Effect on ruminal fermentation pattern, nitrogen metabolism, and fiber utilization during continuous culture," *Animal Feed Science and Technology* 61, 1-16.
- Katagiri, N., Tsutsumi, Y., and Nishida, T. (1995). "Correlation of brightening with cumulative enzyme activity related to lignin biodegradation during biobleaching of kraft pulp by white rot fungi in the solid-state fermentation system," *Applied and Environmental Microbiology* 61(2), 617-622.
- Keller, F., Hamilton, J., and Nguyen, Q. (2003). "Microbial pretreatment of biomass," *Applied Biochemistry and Biotechnology* 105-108, 27-41.
- Kerem, Z., and Hadar, Y. (1995). "Effect of manganese on preferential degradation of lignin by *Pleurotus ostreatus* during solid-state fermentation," *Applied and Environmental Microbiology* 61(8), 3057-3062.
- Kersten, P., and Cullen, D. (2007). "Extracellular oxidative systems of the lignin-degrading Basidiomycete *Phanerochaete chrysosporium*," *Fungal Genetics and Biology* 44, 77-87.
- Kersten, P. J. (1990). "Glyoxal oxidase of *Phanerochaete chrysosporium*: Its characterization and activation by lignin peroxidase," *Proceedings of the National Academy of Sciences of the United States of America* 87, 2936-2940.
- Kewalramani, N., Kamra, D. N., Lall, D., and Pathak, N. N. (1988). "Bioconversion of sugarcane bagasse with white rot fungi," *Biotechnology Letters* 10(5), 369-372.
- Kim, S., and Dale, B. E. (2004). "Global potential bioethanol production from wasted crops and crop residues," *Biomass and Bioenergy* 26, 361-375.
- Kirk, T. K., and Chang, H.-M. (1981). "Potential applications of bio-ligninolytic systems," *Enzyme and Microbial Technology* 3, 189-196.
- Kirk, T. K., and Cullen, D. (1998). "Enzymology and molecular genetics of wood degradation by white-rot fungi," In *Environmentally Friendly Technologies for the Pulp and Paper Industry*, R. A. Young and M. Akhtar (eds.), John Wiley & Sons, Inc., 273-307.
- Kirk, T. K., and Farrell, R. L. (1987). "'Enzymatic combustion': The microbial degradation of lignin," *Annu. Rev. Microbiol.* 41, 465-501.
- Kirk, T. K., Schultz, E., Connors, W. J., Lorenz, L. F., and Zeikus, J. G. (1978). "Influence of culture parameters on lignin metabolism by *Phanerochaete chrysosporium*," *Arch. Microbiol.* 117, 277-285.
- Kondo, R., Kurashiki, K., and Sakai, K. (1994). "In vitro bleaching of hardwood kraft pulp by extracellular enzymes excreted from white rot fungi in a cultivation system using a membrane filter," *Applied and Environmental Microbiology* 60, 921-926.

- Kuwahara, M., Glenn, J. K., Morgan, M. A. and Gold, M. H. (1984). "Separation and characterization of two extracellular H₂O₂-dependent oxidases from ligninolytic cultures of *Phanerochaete chrysosporium*," *FEBS Letters* 169(2), 247-250.
- Lee, J. W., Gwak, K. S., Park, J. Y., Park, M. J., Choi, D. H., Kwon, M., and Choi, I. G. (2007). "Biological pretreatment of softwood *Pinus densiflora* by three white rot fungi," *J. Microbiol.* 45(6), 485-491.
- Leonowicz, A., Cho, N., Luterek, J., Wilkolazka, A., Wojtas-Wasilewska, M., Matuszewska, A., Hofrichter, M., Wesenberg, D., and Rogalski, J. (2001). "Fungal laccase: Properties and activity on lignin," *Journal of Basic Microbiology* 41(3-4), 185-227.
- Levin, L., Villalba, L., Re, V. D., Forchiassin, F., and Papinutti, L. (2007). "Comparative studies of loblolly pine biodegradation and enzyme production by Argentinean white rot fungi focused on biopulping processes," *Process Biochemistry* 42, 995-1002.
- Li, D., Alic, M., and Gold, M. H. (1994). "Nitrogen regulation of lignin peroxidase gene transcription," *Applied and Environmental Microbiology* 60(9), 3447-3449.
- Li, X., Pang, Y., and Zhang, R. (2001). "Compositional changes of cottonseed hull substrate during *P. ostreatus* growth and the effects on the feeding value of the spent substrate," *Bioresource Technology* 80, 157-161.
- Liu, L., Lin, Z., Zheng, T., Lin, L., Zheng, C., Lin, Z., Wang, S., and Wang, Z. (2009). "Fermentation optimization and characterization of the laccase from *Pleurotus ostreatus* strain 10969," *Enzyme and Microbial Technology* 44, 426-433.
- Lopez, M. A., Elorrieta, M. A., Vargas-Garcia, M. C., Suarez-Estrella, F., and Moreno, J. (2002). "The effect of aeration on the biotransformation of lignocellulosics wastes by white rot fungi," *Bioresource Technology* 81, 123-129.
- Lundquist, K., Kirk, T. K., and Connors, W. J. (1977). "Fungal degradation of kraft lignin and lignin sulfonates prepared from synthetic ¹⁴C-lignins," *Arch. Microbiol.* 112, 291-296.
- Ma, F., Yang, N., Xu, C., Yu, H., Wu, J., and Zhang, X. (2010). "Combination of biological pretreatment with mild acid pretreatment for enzymatic hydrolysis and ethanol production from water hyacinth," *Bioresource Technology* 101, 9600-9604.
- Mandevvu, P., West, J. W., Froetschel, M. A., Hatfield, R. D., Gates, R. N. and Hill, G. M. (1999). "Effect of enzyme or microbial treatment of bermudagrass forages before ensiling on cell wall composition, end products of silage fermentation and in situ digestion kinetics," *Animal Feed Science and Technology* 77, 317-329.
- Martínez, A. T., Camarero, S., Guillén, F., Gutiérrez, A., Muñoz, C., Varela, E., Martínez, M. J., Barrasa, J., Ruel, K., and Pelayo, J. (1994). "Progress in biopulping of non-woody materials: Chemical, enzymatic and ultrastructural aspects of wheat straw delignification with ligninolytic fungi from the genus *Pleurotus*," *FEMS Microbiology Reviews* 13, 265-273.
- Mayer, A. M., and Staples, R. C. (2002). "Laccase: New functions for an old enzyme," *Phytochemistry* 60, 551-565.
- McFarland, M. J., and Qiu, X. J. (1995). "Removal of benzo(a)pyrene in soil composting systems amended with the white rot fungus *Phanerochaete chrysosporium*," *Journal of Hazardous Materials* 42, 61-70.

- Mendonça, R. T., Jara, J. F., González, V., Elissetche, J. P., and Freer, J. (2008). "Evaluation of the white-rot fungi *Ganoderma australe* and *Ceriporiopsis subvermispota* in biotechnological applications," *Journal of Industrial Microbiology & Biotechnology* 35, 1323-1330.
- Mester, T. and Tien, M. (2001). "Engineering of a manganese-binding site in lignin peroxidase isozyme H8 from *Phanerochaete chrysosporium*," *Biochemical and Biophysical Research Communications* 284, 723-728.
- Miki, Y., Ichinose, H. and Wariishi, H. (2011). "Determination of a catalytic tyrosine in *Trametes cervina* lignin peroxidase with chemical modification techniques," *Biotechnology Letters* 33 (7), 1423-1427.
- Mikiashvili, N., Wasser, S. P., Nevo, E., and Elisashvili, V. (2006). "Effects of carbon and nitrogen sources on *Pleurotus ostreatus* ligninolytic enzyme activity," *World Journal of Microbiology and Biotechnology* 22, 999-1002.
- Millis, C. D., Cai, D., Stankovich, M. T., and Tien, M. (1989). "Oxidation-reduction potentials and ionization states of extracellular peroxidases from the lignin-degrading fungus *Phanerochaete chrysosporium*," *Biochemistry* 28, 8484-8489.
- Minussi, R. C., Pastore, G. M., and Durán, N. (2002). "Potential applications of laccase in the food industry," *Trends in Food Science & Technology* 13, 205-216.
- Monroy, M., Ibañez, J., Melin, V., Baeza, J., Mendonça, R. T., Contreras, D., and Freer, J. (2010). "Bioorganosolv pretreatments of *P. radiata* by a brown rot fungus (*Gloeophyllum trabeum*) and ethanolysis," *Enzyme and Microbial Technology* 47, 11-16.
- Mooney, C. A., Mansfield, S. D., Touhy, M. G., and Saddler, J. N. (1998). "The effect of initial pore volume and lignin content on the enzymatic hydrolysis of softwoods," *Bioresource Technology* 64, 113-119.
- Moreira, M. T., Feijoo, G., Sierra-Alvarez, R., Lema, J., and Field, J. A. (1997). "Biobleaching of oxygen delignified kraft pulp by several white rot fungal strains," *Journal of Biotechnology* 53, 237-251.
- Mosai, S., Wolfaardt, J. F., Prior, B. A., and Christov, L. P. (1999). "Evaluation of selected white-rot fungi for biosulfite pulping," *Bioresource Technology* 68, 89-93.
- Mosier, N., Wyman, C., Dale, B., Elander, R., Lee, Y. Y., Holtzapple, M., and Ladisch, M. (2005). "Features of promising technologies for pretreatment of lignocellulosic biomass," *Bioresource Technology* 96, 673-686.
- Muller, H. W., and Trosch, W. (1986). "Screening of white-rot fungi for biological pretreatment of wheat straw for biogas production," *Applied Microbiology and Biotechnology* 24, 180-185.
- Novotný, C., Cajthaml, T., Svobodová, K., Susla, M., and Sasek, V. (2009). "*Irpex lacteus*, a white-rot fungus with biotechnological potential--Review," *Folia Microbiol. (Praha)* 54, 375-390.
- Okano, K., Ohkoshi, N., Nishiyama, A., Usagawa, T., and Kitagawa, M. (2009). "Improving the nutritive value of madake bamboo, *Phyllostachys bambusoides*, for ruminants by culturing with the white-rot fungus *Ceriporiopsis subvermispota*," *Animal Feed Science and Technology* 152, 278-285.

- Ortega Cerrilla, M. E., Can Acosta, B., Herrera Patino, F., and Perez-Gil Romo, F. (1986). "Effect of the inoculation of the comestible fungus *Pleurotus ostreatus* on the chemical composition and digestibility of barley straw," *Arch. Latinoam Nutr.* 36, 345-350.
- Ortega, G. M., Martínez, E. O., Betancourt, D., González, A. E., and Otero, M. A. (1992). "Bioconversion of sugar cane crop residues with white-rot fungi *Pleurotus* sp.," *World Journal of Microbiology and Biotechnology* 8, 402-405.
- Palmieri, G., Giardina, P., Bianco, C., Fontanella, B. and Sannia, G. (2000). "Copper induction of laccase isoenzymes in the ligninolytic fungus *Pleurotus ostreatus*," *Applied and Environmental Microbiology* 66, 920-924.
- Patel, H., Gupte, A., and Gupte, S. (2009a). "Biodegradation of fluoranthene by basidiomycetes fungal isolate *Pleurotus ostreatus* HP-1," *Applied Biochemistry and Biotechnology* 157, 367-376.
- Patel, H., Gupte, A., and Gupte, S. (2009b). "Effect of different culture conditions and inducers on production of Laccase by a Basidiomycetes fungal isolate *Pleurotus ostreatus* HP-1 under solid state fermentation," *BioResources* 4(1), 268-284.
- Pérez, J., and Jeffries, T. W. (1990). "Mineralization of ¹⁴C-ring-labeled synthetic lignin correlates with the production of lignin peroxidase, not of manganese peroxidase or laccase," *Applied and Environmental Microbiology* 56(6), 1806-1812.
- Périé, F. H., and Gold, M. H. (1991). "Manganese regulation of manganese peroxidase expression and lignin degradation by the white rot fungus *Dichomitus squalens*," *Applied and Environmental Microbiology* 57(8), 2240-2245.
- Piontek, K., Antorini, M., and Choinowski, T. (2002). "Crystal structure of a laccase from the fungus *Trametes versicolor* at 1.90 Å resolution containing a full complement of coppers," *The Journal of Biological Chemistry* 277(40), 37663–37669.
- Polyakov, K. M., Fedorova, T. V., Stepanova, E. V., Cherkashin, E. A., Kurzeev, S. A., Strokopytov, B. V., Lamzin, V. S., and Koroleva, O. V. (2009). "Structure of native laccase from *Trametes hirsuta* at 1.8 Å resolution," *Acta Crystallogr. D Biol. Crystallogr.* 65, 611-617.
- Qin, M. H., Xu, Q. H., Shao, Z. Y., Gao, Y., Fu, Y. J., Lu, X. M., Gao, P. J., and Holmbom, B. (2009). "Effect of bio-treatment on the lipophilic and hydrophilic extractives of wheat straw," *Bioresource Technology* 100, 3082-3087.
- Rahman, S. H. A., Choudhury, J.P., and Ahmad, A.L. (2006). "Production of xylose from oil palm empty fruit bunch fiber using sulfuric acid," *Biochemical Engineering Journal* 30, 97-103.
- Reddy, N., and Yang, Y. (2005). "Biofibers from agricultural byproducts for industrial applications," *Trends in Biotechnology* 23, 22-27.
- Regalado, C., García-Almendárez, B. E., and Duarte-Vázquez, M. A. (2004). "Biotechnological applications of peroxidases," *Phytochemistry Reviews* 3, 243-256.
- Reid, I. D. (1989). "Solid-state fermentations for biological delignification," *Enzyme and Microbial Technology* 11, 786-803.
- Riva, S. (2006). "Laccases: Blue enzymes for green chemistry," *Trends in Biotechnology* 24, 219-226.

- Rivela, I., Couto, R., and Sanromán, A. (2000). "Extracellular ligninolytic enzyme production by *Phanerochaete chrysosporium* in a new solid-state bioreactor," *Biotechnology Letters* 22, 1443-1447.
- Rivers, D. B., and Emert, G. H. (1988). "Factors affecting the enzymatic hydrolysis of bagasse and rice straw," *Biological Wastes* 26, 85-95.
- Robinson, T., and Nigam, P. S. (2008). "Remediation of textile dye waste water using a white-rot fungus *Bjerkandera adusta* through solid-state fermentation (SSF)," *Applied Biochemistry and Biotechnology* 151, 618-628.
- Rodríguez-Rodríguez, C. E., Marco-Urrea, E., and Caminal, G. (2010a). "Degradation of naproxen and carbamazepine in spiked sludge by slurry and solid-phase *Trametes versicolor* systems," *Bioresource Technology* 101, 2259-2266.
- Rodríguez, S., Santoro, R., Cameselle, C., and Sanromán, A. (1997). "Laccase production in semi solid state cultures of *Phanerochaete chrysosporium*," *Biotechnology Letters* 10, 995-998.
- Sánchez, C. (2009). "Lignocellulosic residues: Biodegradation and bioconversion by fungi," *Biotechnology Advances* 27(2), 185-194.
- Scott, G. M., Akhtar, M., Swaney, R. E., and Houtman, C. J. (2002). "Recent development in bioplying technology at Madison, WI," In: *Progress in Biotechnology*, L. Viikari and R. Lantto (eds.), Elsevier, 61-71.
- Shah, V., Dobiášová, P., Baldrian, P., Nerud, F., Kumar, A., and Seal, S. (2010). "Influence of iron and copper nanoparticle powder on the production of lignocellulose degrading enzymes in the fungus *Trametes versicolor*," *Journal of Hazardous Materials* 178, 1141-1145.
- Sharma, R. K., and Arora, D. S. (2010). "Production of lignocellulolytic enzymes and enhancement of in vitro digestibility during solid state fermentation of wheat straw by *Phlebia floridensis*," *Bioresource Technology* 101, 9248-9253.
- Shi, J., Chinn, M., and Sharmashivappa, R. (2008). "Microbial pretreatment of cotton stalks by solid state cultivation of *Phanerochaete chrysosporium*," *Bioresource Technology* 99, 6556-6564.
- Sjöström, E. (1993). *Wood Chemistry Fundamentals and Applications*. Academic Press, Inc., California.
- Šnajdr, J., and Baldrian, P. (2007). "Temperature affects the production, activity and stability of ligninolytic enzymes in *Pleurotus ostreatus* and *Trametes versicolor*," *Folia Microbiologica* 52, 498-502.
- Srinivasan, C., Dsouza, T. M., Boominathan, K., and Reddy, C. A. (1995). "Demonstration of laccase in the white rot basidiomycete *Phanerochaete chrysosporium* BKM-F1767," *Applied and Environmental Microbiology* 61, 4274-4277.
- Stajic, M., Persky, L., Friesem, D., Hadar, Y., Wasser, S. P., Nevo, E., and Vukojevic, J. (2006a). "Effect of different carbon and nitrogen sources on laccase and peroxidases production by selected *Pleurotus* species," *Enzyme and Microbial Technology* 38, 65-73.

- Stajic, M., Persky, L., Hadar, Y., Friesem, D., Duletic-Lausevic, S., Wasser, S. P., and Nevo, E. (2006b). "Effect of copper and manganese ions on activities of laccase and peroxidases in three *Pleurotus* species grown on agricultural wastes," *Applied Biochemistry and Biotechnology* 128, 87-96.
- Steffen, K. T., Schubert, S., Tuomela, M., Hatakka, A., and Hofrichter, M. (2007). "Enhancement of bioconversion of high-molecular mass polycyclic aromatic hydrocarbons in contaminated non-sterile soil by litter-decomposing fungi," *Biodegradation* 18, 359-369.
- Sundaramoorthy, M., Gold, M. H., and Poulos, T. L. (2010). "Ultrahigh (0.93 Å) resolution structure of manganese peroxidase from *Phanerochaete chrysosporium*: Implications for the catalytic mechanism," *Journal of Inorganic Biochemistry* 104 (6), 683-690.
- Taccari, M., Stringini, M., Comitini, F., and Ciani, M. (2009). "Effect of *Phanerochaete chrysosporium* inoculation during maturation of co-composted agricultural wastes mixed with olive mill wastewater," *Waste Management* 29, 1615-1621.
- Taherzadeh, M. J., and Karimi, K. (2008). "Pretreatment of lignocellulosic waste to improve ethanol and biogas production," *Int. J. Mol. Sci.* 9, 1621-1651.
- Taniguchi, M., Suzuki, H., Watanabe, D., Sakai, K., Hoshino, K., and Tanaka, T. (2005). "Evaluation of pretreatment with *Pleurotus ostreatus* for enzymatic hydrolysis of rice straw," *Journal of Bioscience and Bioengineering* 100, 637-643.
- Taniguchi, M., Takahashi, D., Watanabe, D., Sakai, K., Hoshino, K., Kouya, T., and Tanaka, T. (2010). "Effect of steam explosion pretreatment on treatment with *Pleurotus ostreatus* for the enzymatic hydrolysis of rice straw," *Journal of Bioscience and Bioengineering* 110, 449-452.
- Télliez-Télliez, M., Fernández, F., Montiel-González, A., Sánchez, C., and Díaz-Godínez, G. (2008). "Growth and laccase production by *Pleurotus ostreatus* in submerged and solid-state fermentation," *Applied Microbiology and Biotechnology* 81, 675-679.
- Temp, U., Eggert, C., and Eriksson, L. K.-E. (1998). "A small-scale method for screening of lignin-degrading microorganisms," *Applied and Environmental Microbiology* 64, 1548-1549.
- Thurston, C. F. (1994). "The structure and function of fungal laccases," *Microbiology* 140, 19-26.
- Tinoco, R., Acevedo, A., Galindo, E., and Serrano-Carreón, L. (2011). "Increasing *Pleurotus ostreatus* laccase production by culture medium optimization and copper/lignin synergistic induction," *J. Ind. Microbiol. Biotechnol.* 38, 531-540.
- Timofeevski, S. L., Nie, G., Reading, N. S., and Aust, S. D. (1999). "Addition of veratryl alcohol oxidase activity to manganese peroxidase by site-directed mutagenesis," *Biochemical and Biophysical Research Communications* 256, 500-504.
- Tychanowicz, G. K., de Souza, D. F., Souza, C. G. M., Kadowaki, M. K., and Peralta, R. M. (2006). "Copper improves the production of laccase by the white-rot fungus *Pleurotus pulmonarius* in solid state fermentation," *Brazilian Archives of Biology and Technology* 49(5), 699-704.
- Valmaseda, M., Almendros, G., and Martínez, A. T. (1991). "Chemical transformation of wheat straw constituents after solid-state fermentation with selected lignocellulose-degrading fungi," *Biomass and Bioenergy* 1, 261-266.

- van Beek, T. A., Kuster, B., Claassen, F. W., Tienvieri, T., Bertaud, F., Lenon, G., Petit-Conil, M., and Sierra-Alvarez, R. (2007). "Fungal bio-treatment of spruce wood with *Trametes versicolor* for pitch control: Influence on extractive contents, pulping process parameters, paper quality and effluent toxicity," *Bioresource Technology* 98, 302-311.
- Wan, C., and Li, Y. (2010). "Microbial pretreatment of corn stover with *Ceriporiopsis subvermispota* for enzymatic hydrolysis and ethanol production," *Bioresource Technology* 101, 6398-6403.
- Wong, D. (2009). "Structure and action mechanism of ligninolytic enzymes," *Applied Biochemistry and Biotechnology* 157, 174-209.
- Xu, C., Ma, F., Zhang, X., and Chen, S. (2010). "Biological pretreatment of corn stover by *Irpex lacteus* for enzymatic hydrolysis," *J. Agric. Food Chem.* 58, 10893-10898.
- Xu, F., Chen, H. and Li, Z. (2001). "Solid-state production of lignin peroxidase (LiP) and manganese peroxidase (MnP) by *Phanerochaete chrysosporium* using steam-exploded straw as substrate," *Bioresource Technology* 80, 149-151.
- Yaghoubi, K., Pazouki, M., and Shojaosadati, S. A. (2008). "Variable optimization for biopulping of agricultural residues by *Ceriporiopsis subvermispota*," *Bioresource Technology* 99, 4321-4328.
- Yang, X., Zeng, Y., Ma, F., Zhang, X., and Yu, H. (2010). "Effect of biopretreatment on thermogravimetric and chemical characteristics of corn stover by different white-rot fungi," *Bioresource Technology* 101, 5475-5479.
- Yu, H., Du, W., Zhang, J., Ma, F., Zhang, X., and Zhong, W. (2010a). "Fungal treatment of cornstalks enhances the delignification and xylan loss during mild alkaline pretreatment and enzymatic digestibility of glucan," *Bioresource Technology* 101, 6728-6734.
- Yu, H., Guo, G., Zhang, X., Yan, K., and Xu, C. (2009a). "The effect of biological pretreatment with the selective white-rot fungus *Echinodontium taxodii* on enzymatic hydrolysis of softwoods and hardwoods," *Bioresource Technology* 100, 5170-5175.
- Yu, H., Zhang, X., Song, L., Ke, J., Xu, C., Du, W., and Zhang, J. (2010b). "Evaluation of white-rot fungi-assisted alkaline/oxidative pretreatment of corn straw undergoing enzymatic hydrolysis by cellulase," *Journal of Bioscience and Bioengineering* 110, 660-664.
- Yu, J., Zhang, J., He, J., Liu, Z., and Yu, Z. (2009b). "Combinations of mild physical or chemical pretreatment with biological pretreatment for enzymatic hydrolysis of rice hull," *Bioresource Technology* 100, 903-908.
- Zadražil, F., and Brunnert, H. (1981). "Investigation of physical parameters important for the solid state fermentation of straw by white rot fungi," *Eur. J. Appl. Microbiol. Biotechnol.* 11, 183-188.
- Zadražil, F., Galletti, G. C., Piccaglia, R., Chiavari, G., and Francioso, O. (1991). "Influence of oxygen and carbon dioxide on cell wall degradation by white-rot fungi," *Animal Feed Science and Technology* 32, 137-142.
- Zadražil, F., and Puniya, A. K. (1994). "Influence of carbon dioxide on lignin degradation and digestibility of lignocellulosics treated with *Pleurotus sajor-caju*," *International Biodeterioration & Biodegradation* 33, 237-244.

- Zadražil, F., and Puniya, A. K. (1995). "Studies on the effect of particle size on solid-state fermentation of sugarcane bagasse into animal feed using white-rot fungi," *Bioresource Technology* 54, 85-87.
- Zeng, G., Huang, D., Huang, G., Hu, T., Jiang, X., Feng, C., Chen, Y., Tang, L., and Liu, H. (2007). "Composting of lead-contaminated solid waste with inocula of white-rot fungus," *Bioresource Technology* 98, 320-326.
- Zeng, G., Yu, M., Chen, Y., Huang, D., Zhang, J., Huang, H., Jiang, R., and Yu, Z. (2010). "Effects of inoculation with *Phanerochaete chrysosporium* at various time points on enzyme activities during agricultural waste composting," *Bioresource Technology* 101, 222-227.
- Zeng, J., Singh, D., and Chen, S. (2011). "Biological pretreatment of wheat straw by *Phanerochaete chrysosporium* supplemented with inorganic salts," *Bioresource Technology* 102, 3206-3214.
- Zhang, X., Xu, C., and Wang, H. (2007a). "Pretreatment of bamboo residues with *Coriolus versicolor* for enzymatic hydrolysis," *Journal of Bioscience and Bioengineering* 104, 149-151.
- Zhang, X., Yu, H., Huang, H., and Liu, Y. (2007b). "Evaluation of biological pretreatment with white rot fungi for the enzymatic hydrolysis of bamboo culms," *International Biodeterioration & Biodegradation* 60, 159-164.
- Zhao, J., de Koker, T. H., and Janse, B. J. H. (1996). "Comparative studies of lignin peroxidases and manganese-dependent peroxidases produced by selected white rot fungi in solid media," *FEMS Microbiology Letters* 145, 393-399.
- Zhong, W., Zhang, Z., Qiao, W., Fu, P., and Liu, M. (2011). "Comparison of chemical and biological pretreatment of corn straw for biogas production by anaerobic digestion," *Renewable Energy* 36, 1875-1879.
- Zhu, L., O'Dwyer, J. P., Chang, V. S., Granda, C. B., and Holtzapple, M. T. (2008). "Structural features affecting biomass enzymatic digestibility," *Bioresource Technology* 99, 3817-3828.

Article submitted: April 18, 2011; Peer review completed: May 16, 2011; Revised version received: June 27, 2011; Accepted: August 4, 2011; Published: August 6, 2011.