

# Interaction between Nano TiO<sub>2</sub> and Simulacra of Dissolved and Colloidal Substances in the Process Water of a Paper Machine

Xueyan Deng, Xiaoquan Chen,\* Yan Li, Wenhao Shen

In the papermaking process, the removal and control of dissolved and colloidal substances (DCS) is a key issue for reducing the usage of fresh water. The use of nano TiO<sub>2</sub> for removal of dissolved substances (DS) and colloidal substances (CS) was investigated through monitoring the titration process of nano TiO<sub>2</sub> colloids to sodium laurate (C<sub>11</sub>H<sub>23</sub>COONa, DS simulacra) and stearic acid (C<sub>17</sub>H<sub>35</sub>COOH, CS simulacra) solution with COD (chemical oxygen demand), DLS (dynamic light scattering), SEM (scanning electron microscope), and zeta potential, respectively. The results indicated that most of the simulacra molecules could be removed from the aqueous solution by the flocculation with nano TiO<sub>2</sub> colloids. The removal of CS by nano TiO<sub>2</sub> colloid arose from heterocoagulation rather than from charge neutralization, in which nano TiO<sub>2</sub> was adsorbed onto the surface of CS particles and bridged CS to form flocs. While in the removal process of DS by nano TiO<sub>2</sub>, the negative-charged portion of the DS molecule was adsorbed onto the surface of nano TiO<sub>2</sub> particles with a mono- or multilayer, eliminating the repulsive force between nano TiO<sub>2</sub> particles and resulting in their flocculation.

*Keywords:* Nano TiO<sub>2</sub>; Dissolved and colloidal substances; Sodium laurate; Stearic acid; Simulacra

*Contact information:* State Key Laboratory of Pulp and Paper Engineering, South-China University of Technology, Guangzhou 510640, P.R. China; \*Corresponding author: xqchencn@scut.edu.cn

## INTRODUCTION

Wastewater from the paper industry is one of the major industrial pollutants. It is a viable option to implement the closed-water circuit of the paper machine (whitewater closure) in order to decrease wastewater pollution in paper mills. In addition, the whitewater closure can also reduce the cost of raw materials and energy consumption (Xu and Deng 2004). But, the main obstacle for improving the whitewater closure is the enrichment of dissolved and colloidal substances (DCS) (Liang *et al.* 2011), which can interfere with papermaking by weakening the effectiveness of the wet end chemicals (Zhang 2004; Nurmi *et al.* 2004), reducing the paper quality (Dunham *et al.* 2002), and degrading the runnability of the paper machine (Donat *et al.* 2003; Hubbe *et al.* 2012).

DCS originate from wood lipophilic extractives and various polymer additives from the secondary fibres, which can include a wide variety of chemical species, such as fatty acids, resin acids, triglycerides, sterol esters, hemicelluloses, lignans, and pectin substances (Sundberg *et al.* 1994; Thornton *et al.* 1994). Currently, the methods for controlling the enrichment of DCS involve physico-treatment (Falth *et al.* 2001), physico-chemical treatment (Shetty *et al.* 1994), bio-treatment (Zhang *et al.* 2000), and wet end controlling (Huang *et al.* 2006; Chen *et al.* 2011), of which the physico- and bio-

treatments are performed in the equipment outside the papermaking process, resulting in a large investment and secondary solid wastes. Wet end controlling is an alternative option for removing DCS from the whitewater, in which DCS are captured and retained in the paper sheet by the nano TiO<sub>2</sub> particles before the formation of stickies and carried out from the water circuits while the paper machine runs (Chen *et al.* 2006, 2009; Hulkko and Deng 1999). This route appears to be advantageous for both cost-effectiveness and protection of the environment, as it can fully exploit the raw materials, reduce the treatment load of wastewater, and avoid the cost of external equipment and over-running the machine. Researchers Cong and Pelton (2003) and Lu and Pelton (2002) have shown that DCS in whitewater could be flocculated by a PEO (polyethylene oxide)/cofactor dual-component system retention aid. Wågberg *et al.* (2007) used hyperbranched polymers (polyesteramides) as a cationic fixing agent to remove DCS. Gruber and Müller (2004) used dual-component systems in the paper industry to improve cellulose fiber formation and pigment retention in papermaking, in which the colloidal component in the dual retention aid is SiO<sub>2</sub>.

In previous work, nano TiO<sub>2</sub> and its dual-component system displayed an obvious removal efficiency of DCS and a good retention and drainage capacity on DIP (deinked pulp) (Chen *et al.* 2009; Kou *et al.* 2008). It was discovered that when a DCS solution was titrated with a nano TiO<sub>2</sub> colloid, the flocculation of DCS did not correspond to the obvious change of the zeta potential, from which it was speculated that the flocculation arose from heterocoagulation rather than from charge neutralization (Chen *et al.* 2011). Therefore, more research results are needed to verify the flocculation mechanism. Gesenhues (2011) provided, for the first time, a quantitative understanding of the interplay of particle surface neutralization and bridging in colloid flocculation by polyelectrolytes.

The simulacra is often used for research on DCS due to the complexity of DCS components and the difficulty in separating dissolved substances (DS) and colloidal substances (CS) from the actual whitewater. Yuan and Dai (2011) chose negative-charged substances to simulate DCS in order to explore their impact on the wet end and paper properties. Qin (2004) and Mclean *et al.* (2005) obtained DCS mimesis by preparing samples in the laboratory and collecting processing pulp or water from the factory, such as resin acids, fatty acids, and triglycerides, which were used for discussing the effect of DCS on the papermaking system.

We think that the most harmful components in DCS are the lipophilic compounds, existing in the micelle particles (CS), and partially in the single molecules (DS). The formation of stickies mainly comes from the merging and aggregation of the micelle particles, which can be solid and also soft and gelatinous. The present research focuses on the interaction between nano TiO<sub>2</sub> particles and DCS, including the CS grains and DS molecules. In the experiment, stearic acid was dispersed in the water with a magnetic stirring apparatus at 1000 rpm and 80 °C, and then cooled to obtain the stearic acid colloidal solution, which was used for the simulation of the CS. The sodium laurate solution with a concentration below its critical micelle concentration (CMC) was used for the simulation of the DS. The flocculation and adsorption mechanisms between nano TiO<sub>2</sub> colloid and DCS simulacra were studied by COD, SEM, zeta potential, and DLS analysis.

## EXPERIMENTAL

### Materials

An aqueous suspension of nano TiO<sub>2</sub> (anatase) with mean size 30 nm, solid content 26.0%, positive charge 40 mV, and specific surface area 85~120 m<sup>2</sup>/g, which was diluted to 0.1% for experiments, was provided by Hunan Titania Nano Science and Technology (China). The colloidal suspension has isoelectric point of 6.67 (pH) and zeta potentials between 14 mV and 30 mV at a pH between 4.5 and 6.0 in the presence of 5.0 m mol·L<sup>-1</sup> NaNO<sub>3</sub> electrolyte. The particle size of nano TiO<sub>2</sub> was measured by a Malvern Instrument ZEN3600 (the minimum particle size measurable by this method is 1 nm). Stearic acid, sodium laurate, and sodium hydroxide were of analytical grade.

### Methods

#### *Preparation of CS simulacra (stearic acid colloid)*

One to two grams of stearic acid was mixed with 1 L of distilled water in a 1-L beaker, and stirred for 1 h at 75–80 °C and 1000 rpm on the magnetic stirring apparatus. The mixing liquid was cooled to room temperature and filtered to obtain the stearic acid colloid, which was  $4.5 \times 10^{-4}$  mol/L from the calibration of  $1.0 \times 10^{-3}$  mol/L NaOH solution (calibrated with potassium hydrogen phthalate). The mean size of the stearic acid colloidal particle was about 550 nm and the zeta potential was -47 mV, detected by DLS analysis meter (Britain-Malvern Instrument ZEN3600). As the majority of the CS particle sizes in whitewater were larger than 0.22 μm (Zhang *et al.* 2006) and the negative zeta potentials of CS from the actual whitewater (Wang *et al.* 2003), it was reasonable for the stearic acid solution to be used as CS simulacra.

#### *Preparation of DS simulacra (sodium laurate solution)*

Sodium laurate, 0.15 g, was dissolved into 550 mL of distilled water and then diluted to 1 L. The concentration of the solution was  $6.76 \times 10^{-4}$  mol/L, which was smaller than its CMC ( $2.84 \times 10^{-2}$  mol/L) (Xu *et al.* 1995) and promised that the sodium laurate was a single molecule without any formation of micelles.

For sodium laurate, there was no particle size distribution by DLS analysis (the minimum particle size measurable by this method is 1 nm), from which it was suggested that no micelle particle existed in the solution, in accordance with the demand of DS. So, it is reasonable for the sodium laurate to be used as DS simulacra.

#### *Characterization of the interaction between nano TiO<sub>2</sub> and DCS simulacra*

In this study, different dosages of nano TiO<sub>2</sub> were added into the 50 mL of DS or CS simulacra solutions by magnetic stirring to obtain the mixture system, which were characterized as follows.

The surface morphologies of the formed flocs were characterized with a scanning electron microscope (JEOL JSM-7600F, Japan) at a voltage of 5 kV in a vacuum. The samples were deposited on the slide and dried at room temperature, followed by coating with gold.

The zeta potential and particle size distribution were measured by a Britain-Malvern Instrument ZEN3600 (England) without any treatment of the mixture.

In order to analyze the chemical oxygen demand (COD) of the supernatants, the initial samples were placed for 24 h. For DS, the supernatants were obtained by

centrifuging for 10 min at 4500 r/min and were used for the determination of COD, so as to characterize the residual concentration of DS in the system. For the mixture system of CS and nano TiO<sub>2</sub>, the supernatant was directly filtered for the analysis. The COD measurements were carried out with a DR1200 COD tester (America, potassium dichromate method).

## RESULTS AND DISCUSSION

### Flocculation between Nano TiO<sub>2</sub> and DCS Simulacra followed by COD

The flocculation of nano TiO<sub>2</sub> acting on DCS was investigated by the titration of nano TiO<sub>2</sub> colloids to DS and CS simulacra solutions, respectively. When nano TiO<sub>2</sub> was added into the DCS solution, the flocculation gradually was generated, and the residual COD values of the supernatants of the flocculated DCS solutions were determined. The results are shown in Fig. 1, which characterizes the flocculating efficiency. As shown in Fig. 1, for the sodium laurate solution, the residual COD values of the supernatant decreased quickly with the increase of nano TiO<sub>2</sub> dosages and reached a constant, at approximately 60 mg/L, which declared that the maximum adsorption efficiency of nano TiO<sub>2</sub> (with a  $1.40 \times 10^{-2}$  g/L dosage) acting on sodium laurate occurred with the molar ratio of 1:3.5 (nano TiO<sub>2</sub>: sodium laurate) and 84% removal ratio of sodium laurate.

For the stearic acid solution, CS simulacra, the residual COD values decreased with the increase of nano TiO<sub>2</sub> dosages and reached a constant at approximately 50 mg/L, with the molar ratio of 1:5.4 (nano TiO<sub>2</sub>:stearic acid) and 86% removal ratio of stearic acid.

In short, there are interactions between nano TiO<sub>2</sub> and DS or CS simulacra, which induced the flocculation, resulting in the removal of most simulacra molecules from the aqueous solution. Theoretically, the simulacra molecules should be completely removed by nano TiO<sub>2</sub>, but there were still residual COD in the supernatants when nano TiO<sub>2</sub> was excessive, which may be attributed to the retaining of nano TiO<sub>2</sub> particles that adsorbed sodium laurate molecules or stearic acid molecules, resulting into the disturbance to the COD analysis.

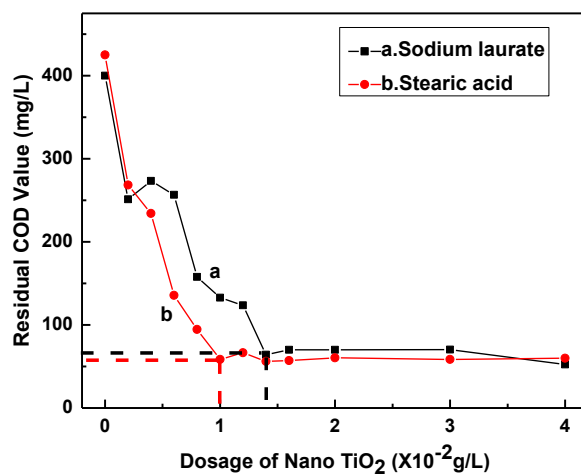
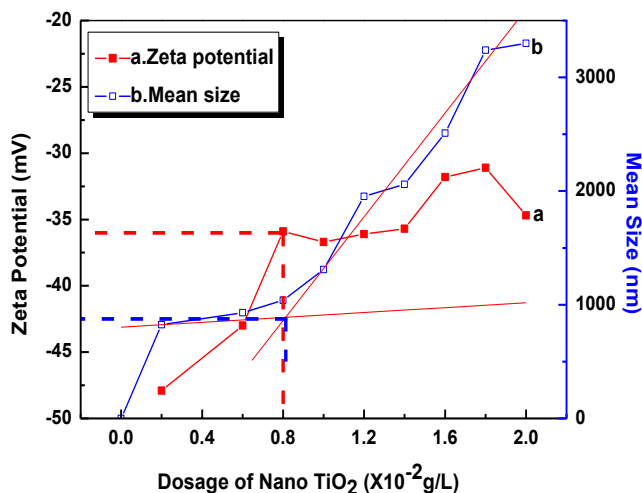


Fig. 1. The residual COD values with nano TiO<sub>2</sub> colloid titrating to the DS and CS simulacra solution

## Interaction between Nano TiO<sub>2</sub> and DS Simulacra

### *Zeta potential and particle size of sodium laurate–nano TiO<sub>2</sub> system*

The nano TiO<sub>2</sub> colloidal particles, which possess positive surface charges and plenty of surface hydroxyl groups, can interact with negative-charged DS simulacra. When nano TiO<sub>2</sub> was added into the sodium laurate solution, flocculation occurred, which resulted from the adsorption of sodium laurate molecules on the surface of nano TiO<sub>2</sub>. This process was also investigated by the titration of nano TiO<sub>2</sub> colloid to sodium laurate solution, determining the changes of particle sizes and zeta potentials in the titration systems. As shown in Fig. 2, the particle sizes in the mixture solution increased with the increase of nano TiO<sub>2</sub> dosages and had a steep turning point ( $0.81 \times 10^{-2}$  g/L), which indicated that the flocculation of nano TiO<sub>2</sub> acting on sodium laurate occurred at that moment. On the other hand, the zeta potentials of the system increased with the increase of nano TiO<sub>2</sub> dosage, then became relatively stable, but did not have the electrical reversion. The turning point in the zeta potential values appeared at  $0.80 \times 10^{-2}$  g/L nano TiO<sub>2</sub> dosage, in agreement with the turning point in the particle sizes. After the flocculation, few of the negative-charged molecules adsorbed onto the surface of the nano TiO<sub>2</sub> particles, and the formed composite particles brought about aggregation and flocculation, which resulted in less increase of particle potential in the mixture system.




**Fig. 2.** The changes of zeta potentials and particle sizes with nano TiO<sub>2</sub> colloid titrating to the sodium laurate solution

### *SEM observation of composited particles of sodium laurate and nano TiO<sub>2</sub>*


The morphology of the flocs of sodium laurate and nano TiO<sub>2</sub> was observed using a scanning electron microscope and compared with sodium laurate.

The SEM photos of sodium laurate under different magnifications are displayed in Fig. 3, which shows two kinds of particles with sizes of 50–100 nm and several nanometers (Fig. 3b). Those particles were formed when the solution was evaporated at sampling (Nizri and Magdassi 2005). It could be deduced that the former was the composited particles of the sodium laurate micelles and the latter was the image of the single micelle.



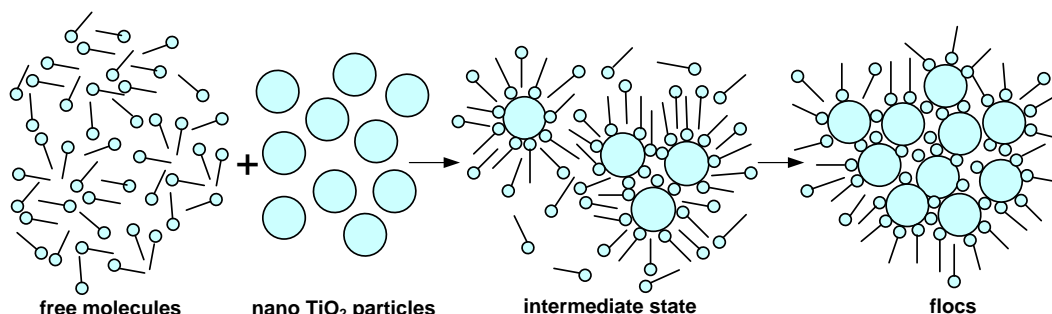
**Fig. 3.** SEM images of sodium laurate. (a) Mag = 3000 x; (b) Mag = 30,000 x

The morphology of the formed flocs of sodium laurate and nano TiO<sub>2</sub> is displayed in Fig. 4. When the sodium laurate molecules mixed with nano TiO<sub>2</sub>, they were adsorbed on the surface of the nano TiO<sub>2</sub> particles. Therefore, there were neither micelles nor merged micelles in the SEM photos, only the flocs that composited with complex particles of sodium laurate and nano TiO<sub>2</sub> with sizes of about 50 nm.



**Fig. 4.** SEM images of the formed flocs of nano TiO<sub>2</sub> and sodium laurate. (a) Mag = 3000 x; (b) Mag = 30,000 x

From the above information, the flocculation process of nano TiO<sub>2</sub> acting on DS can be summarized as follows. When nano TiO<sub>2</sub> mixed with the DS solution, the negative-charged portion of the DS molecule was adsorbed on the surface of nano TiO<sub>2</sub> particles with a mono- or multilayer, which eliminated the repulsive force between nano TiO<sub>2</sub> particles and resulted in the flocculation of the mixture system. The originally strong negative electrode may be a result of the double adsorption that forms in a small amount of nano-particles, in which the negatively charged groups are exposed. This subject needs further investigation. The process is illustrated in Fig. 5.

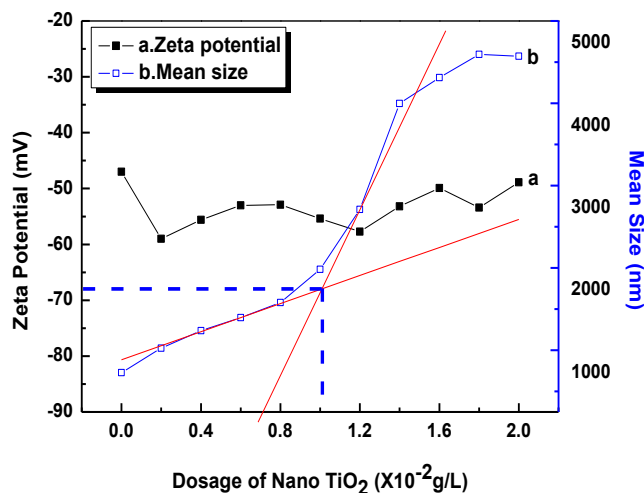


**Fig. 5.** The adsorption diagram as nano TiO<sub>2</sub> colloid titrates to sodium laurate solution

### Interaction between Nano TiO<sub>2</sub> and CS Simulacra

#### *Zeta potential and particle size of the stearic acid–nano TiO<sub>2</sub> system*

Similarly, the flocculation process of CS by nano TiO<sub>2</sub> was investigated by the titration of nano TiO<sub>2</sub> colloid to stearic acid solution, determining the changes of particle sizes and zeta potentials in the titration systems. As shown in Fig. 6, the particle sizes in the mixture solution increased rapidly with the increase of nano TiO<sub>2</sub> dosages, and had a steep turning point ( $1.01 \times 10^{-2}$  g/L), in agreement with the turning point in the residual COD values ( $1.00 \times 10^{-2}$  g/L). But there was no significant change in zeta potential values, from which it was speculated that the flocculation arose from the bridging agglomeration activated by the adsorbing action between nano TiO<sub>2</sub> and stearic acid rather than by charge neutralization. The same conclusion was drawn in the interaction between the nano TiO<sub>2</sub> colloid and the actual DCS solution (Chen *et al.* 2011).

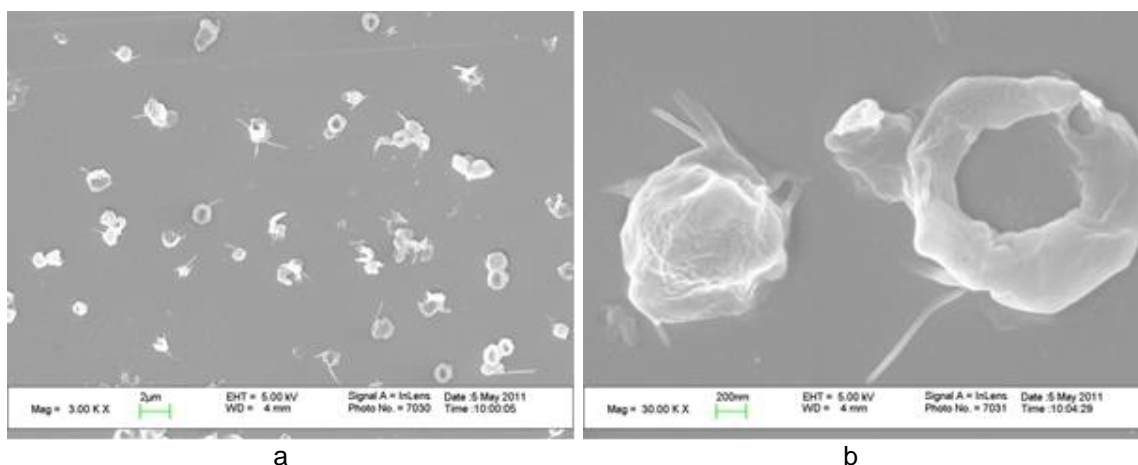


**Fig. 6.** The changes of zeta potentials and particle sizes as nano TiO<sub>2</sub> colloid titrates to the stearic acid solution

#### *SEM observation of the adsorption of nano TiO<sub>2</sub> on the surface of stearic acid*


Figure 7 displays the SEM images of the stearic acid with particle sizes of about 400–500 nm, which was in agreement with the result obtained by the DLS analysis. There were two kinds of fine particles in the stearic acid, one was solid spherical and the other was circle ring (Fig. 7b).





**Fig. 7.** SEM images of stearic acid. (a) Mag = 3000 x; (b) Mag = 30,000 x

The morphology of the formed flocs in the mixture of stearic acid and nano  $\text{TiO}_2$  is displayed in Fig. 8, in which the flocculation is obvious (Fig. 8a), compared with Fig. 7. The  $\text{TiO}_2$  colloidal particles on the flocs were observed by amplification (Fig. 8b). This indicated that nano  $\text{TiO}_2$  particles were adsorbed on the surface of the stearic acid grains and bridged them to form flocs, which confirmed the previous assumption that the flocculation of stearic acid by nano  $\text{TiO}_2$  arose from the bridging mechanism.



**Fig. 8.** SEM images of the formed flocs of nano  $\text{TiO}_2$  and stearic acid. (a) Mag = 3000 x; (b) Mag = 30,000 x

In the same way, we could summarize the flocculation process of CS by nano  $\text{TiO}_2$  as follows. When the nano  $\text{TiO}_2$  was titrated into CS solution, it was adsorbed on the surface of the CS grains with the negative-charged and bridged the CS grains to form flocs. The process can be illustrated in Fig. 9.



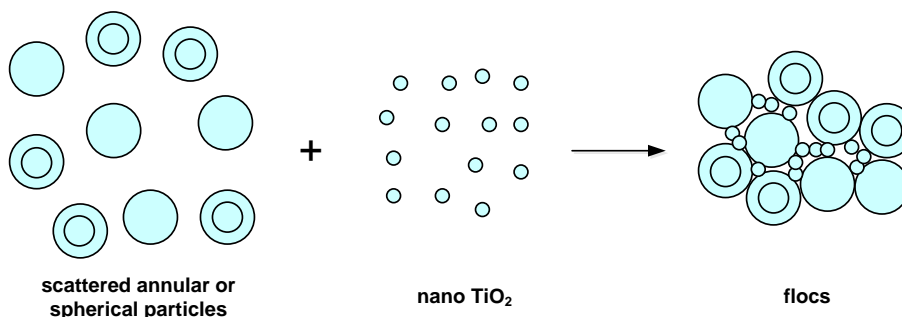


Fig. 9. The flocculation diagram with nano TiO<sub>2</sub> colloid titrating to stearic acid solution

## CONCLUSIONS

1. Most of the DS, CS simulacra molecules could be removed from the aqueous solution through flocculation by their interaction with nano TiO<sub>2</sub> colloids, judging from the residual COD values of the supernatants of flocculated DCS solutions.
2. The removal of CS by nano TiO<sub>2</sub> colloid arose from heterocoagulation rather than from charge neutralization. When the nano TiO<sub>2</sub> was titrated into the CS solution, it was adsorbed on the surface of the CS grains with the negative-charged and bridged the CS grains to form flocs.
3. In the removal process of DS by nano TiO<sub>2</sub>, the negative-charged portion of the DS molecule was adsorbed on the surface of nano TiO<sub>2</sub> particles with a mono- or multilayer, eliminating the repulsive force between nano TiO<sub>2</sub> particles and resulting in the flocculation of the mixture system.

## ACKNOWLEDGMENTS

The reported work was supported by the Grand Science and Technology Special Plan Projects of Guangdong Province of PR China (No. 2008A090300016).

## REFERENCES CITED

- Chen, X. Q., Kou, S. L., and Liu, H. B. (2006). "Study on the mechanism of flocculation of DCS in TCMP with nanosized TiO<sub>2</sub>," *Proc. of the 25th CCS Congress*, Changchun, China, 230.
- Chen, X. Q., Shen, W. H., Liu, H. B., and Kou, S. L. (2009). "Study on removal of dissolved and colloidal substances in deinked pulp by dual-component system retention aids containing nanosized TiO<sub>2</sub> colloid," *Appita J.* 62(5), 345-349.
- Chen, X. Q., Shen, W. H., Kou, S. L., and Liu, H. B. (2011). "GC-MS study of the removal of dissolved and colloidal substances in recycled papermaking by flocculation with nano-size TiO<sub>2</sub> colloids," *BioResources* 6(3), 3300-3312.
- Cong, R., and Pelton, R. (2003). "The influence of PEO/Poly (vinyl phenol-co-styrene sulfonate) aqueous complex structure on flocculation," *J. Colloid Interface Sci.* 261, 65.

- Donat, V., Van De Ven, T. G. M., and Paris, J. (2003). "Distribution of dissolved and colloidal substances in the forming and press sections of a paper machine," *J. Pulp Paper Sci.* 29(9), 294.
- Dunham, A. J., Sherman, L. M., and Alfano, J. C. (2002). "Effect of dissolved and colloidal substances on drainage properties of mechanical pulp suspensions," *J. Pulp Paper Sci.* 28(9), 296.
- Falth, F., Pfromm, P. H., and Bryant, P. S. (2001). "Ultrafiltration of E1 stage effluent for partial closure of the bleach plant," *Pulp Pap. Can.* 102(1), 46-48.
- Gesenhues, U. (2011). "The mechanism of polyelectrolyte-assisted retention of TiO<sub>2</sub> filler particles during paper formation," *Adv. Colloid Interface Sci.* 162, 1-21.
- Gruber, E., and Müller, P. (2004). "Investigations of the flocculation behavior of microparticle retention systems," *Tappi J.* 3(12), 17-21.
- Huang, L., Xiao, H., and Ni, Y. (2006). "Cationic-modified microporous zeolites/anionic polymers system for simultaneous removal of dissolved and colloidal substances from wastewater," *Sep. Purif. Technol.* 49, 264.
- Hubbe, M. A., Sundberg, A., Mocchiutti, P., Ni, Y. H., and Pelton, R. (2012). "Dissolved and colloidal substances (DCS) and the charge demand of papermaking process waters and suspensions: a review," *BioResources* 7(4), 6109-6193.
- Hulkko, V. M., and Deng, Y. (1999). "Effects of water-soluble inorganic salts and organic materials on the performance of different polymer retention aids," *J. Pulp Paper Sci.* 25(11), 378.
- Kou, S. L., Chen, X. Q., and Liu, H. B. (2008). "Effect of nanosized TiO<sub>2</sub>/amphoteric starch on retention in the process of newsprint manufacture from deinked pulp," *Pulp & Paper* 27(12), 11-15.
- Liang, J. D., He, Y. L., Zhu, J. W., and Du, W. J. (2011). "Accumulation of dissolved and colloidal substances in water recycled during papermaking," *Chem. Eng. J.* 168, 604-609.
- Lu, C., and Pelton, R. (2002). "PEO flocculation with phenolic microparticles," *J. Colloid Interface Sci.* 254, 101.
- McLean, D. S., Stack, K. R., and Richardson, D. E. (2005). "The effect of wood extractives composition, pH and temperature on pitch deposition," *Appita J.* 58(1), 52-56.
- Nizri, G., and Magdassi, S. (2005). "Solubilization of hydrophobic molecules in nanoparticles formed by polymer-surfactant interactions," *J. Colloid Interface Sci.* 291, 169-174.
- Nurmi, M., Westerholm, M., and Eklund, D. (2004). "Factors influencing flocculation of dissolved and colloidal substances in a thermomechanical pulp water," *J. Pulp Paper Sci.* 30(2), 41-44.
- Qin, M. (2004). "Deposition tendency of TMP resin and related model mixture," *J. Pulp Paper Sci.* 30(10), 27.
- Shetty, C. S., Greer, C. S., and Laubach, G. D. (1994). "A likely mechanism for pitch deposition control," *Tappi J.* 77(10), 91-96.
- Sundberg, K., Thornton, J., Ekman, R., Holmbom, B. (1994). "Interactions between simple electrolyte and dissolved and colloidal substances in mechanical pulps," *Nordic Pulp & Paper Res. J.* 9(2), 125-128.
- Thornton, J., Ekman, R., Holmbom, B., and Örsa, F. (1994). "Polysaccharides dissolved from Norway spruce in thermomechanical pulping and peroxide bleaching," *J. Wood Chem. and Technol.* 14(2), 159-175.

- Wågberg, L., Ondaral, S., and Enarsson, L. E. (2007). "Hyperbranched polymers as a fixing agent for dissolved and colloidal substances on fiber and SiO<sub>2</sub> surfaces," *Ind. Eng. Chem. Res.* 46(7), 2212-2219.
- Wang, X., Zhan, H. Y., and Zhao, G. L. (2003). "Physico-chemical characteristics of DCS in the process water of newsprint mill," *Pulp & Paper* 22(9), 17-21.
- Xu, G. Y., Li, G. Z., Li, F., Mao, H. Z., Liu, M. X. (1995). "The interaction between polyacrylamide and sodium laurate," *Acta Chimica Sinica* 53, 837.
- Xu, Y., and Deng, Y. (2004). "The buildup of dissolved solids in closed white water systems," *Tappi J.* 3(8), 17-21.
- Yuan, G. X., and Dai, H. Q. (2011). "Effect of DCS simulacra on wet-end properties of pulp and properties of hand-sheets," *Pap. Sci. Technol.* 30(1), 13-18.
- Zhang, C. H., Qin, M. H., and Zhan, H. Y. (2006). "Analytical methods for the dissolved and colloidal substances in wastepaper pulp–water system," *Shanghai Paper Making* 37(1), 52-56.
- Zhang, J. B. (2004). "The influence of waste water closed circulation on production of papermaking," *Pap. Sci. Technol.* 23(6), 118-121.
- Zhang, X., Derrick, W. S., and John, N. S. (2000). "Enzyme treatments of the dissolved and colloidal substances present in mill white water and the effects on the resulting paper properties," *J. Wood Chem. Technol.* 20(3), 318-321.

Article submitted: April 1, 2013; Peer review completed: May 5, 2013; Revised version accepted: May 21, 2013; Published: May 22, 2013.