

## Wood and Lumber Properties of *Larix gmelinii* var. *olgensis* Planted in Japan

Futoshi Ishiguri,<sup>a,\*</sup> Taiichi Iki,<sup>b</sup> Kouhei Otsuka,<sup>c</sup> Yusuke Takahashi,<sup>a</sup> Ikumi Nezu,<sup>a</sup> Bayasaa Tumenjargal,<sup>a,d,e</sup> Jyunichi Ohshima,<sup>a</sup> and Shinso Yokota<sup>a</sup>

In order to promote plantation establishment of *Larix gmelinii* var. *olgensis* (syn. *L. olgensis* A. Henry), a 'near threatened' species, the wood and lumber properties were preliminary investigated for five trees from two clones of 57-year-old trees planted in Japan. The mean value of dynamic Young's modulus of logs was 10.16 GPa. The mean values of annual ring width, latewood percentage, basic density, MOE, and MOR of five sample trees were 2.1 mm, 29.3%, 0.47 g·cm<sup>-3</sup>, 8.06 GPa, and 60.4 MPa, respectively. In addition, the MOE and MOR of 2 by 4 lumber were 10.43 GPa and 42.4 MPa, respectively. These values were similar to those obtained from other *Larix* species. Thus, construction lumber could be produced from the wood from plantation grown *L. gmelinii* var. *olgensis*.

**Keywords:** *Larix gmelinii* var. *olgensis*; Annual ring width; Latewood percentage; Basic density; Bending property

**Contact information:** a: School of Agriculture, Utsunomiya University, Utsunomiya 321-8505, Japan; b: Tohoku Regional Breeding Office, Forest Tree Breeding Center, Forest and Forest Products Research Institute, Takizawa, Iwate 020-0621, Japan; c: Tochigi Prefectural Forestry Center, Utsunomiya 321-2105, Japan; d: United Graduate School of Agricultural Science, Tokyo University of Agriculture and Technology, Tokyo 183-8509, Japan; e: Research and Training Institute for Forestry and Wood Industry, Mongolian University of Science and Technology, Ulaanbaatar, Mongolia; \* Corresponding author: ishiguri@cc.utsunomiya-u.ac.jp

### INTRODUCTION

*Larix gmelinii* var. *olgensis* (syn. *L. olgensis* A. Henry) is a species of larch distributed widely in Olga bay, Primorskaya Oblast, Russia, the north part of the Korean peninsula, and the northeast part of China (Vasyutkina *et al.* 2007). This species is a 'Near Threatened' species in IUCN Red List, although it is considered an important forestry resource in China (Wang *et al.* 2006; Li *et al.* 2011; Peng *et al.* 2018). In Japan, *L. gmelinii* var. *olgensis* and other *Larix* species have been introduced to produce hybrid larch with *L. kaempferi* (Takahashi *et al.* 1968). However, data on the properties of *L. gmelinii* var. *olgensis* is very limited (Nakagawa 1963), compared with *L. kaempferi* planted in Japan (Takada *et al.* 1992; Takata and Hirakawa 2000; Nagao *et al.* 2003; Koizumi *et al.* 2005; Nakada *et al.* 2005; Ishiguri *et al.* 2008).

Kubojima *et al.* (2010) pointed out that, for *Picea koyamae*, a 'critically endangered' species in the IUCN Red List, if the wood of this species from appropriate plantations can be utilized, the extinction of this species might not occur. This is also true for *L. gmelinii* var. *olgensis* that it could be a possible valuable wood resource, as the wood of the other *Larix* species are mainly utilized as construction lumber (Iijima 1983; Miyajima 1985; Tokumoto *et al.* 1997; Takeda 2000; Nagao *et al.* 2003; Ishiguri *et al.* 2008). Therefore, wood properties of the species should be clarified to enhance the establishment of plantation of this species.

In the present study, five trees from two clones of *L. gmelinii* var. *olgensis* were obtained by thinning treatment in a progeny test site located in Iwate, Japan. Available

information was very limited for wood and lumber properties of this species. Thus, wood and lumber properties were preliminary investigated to consider the establishment of plantation of this species in Japan, although number of sample trees were limited.

## EXPERIMENTAL

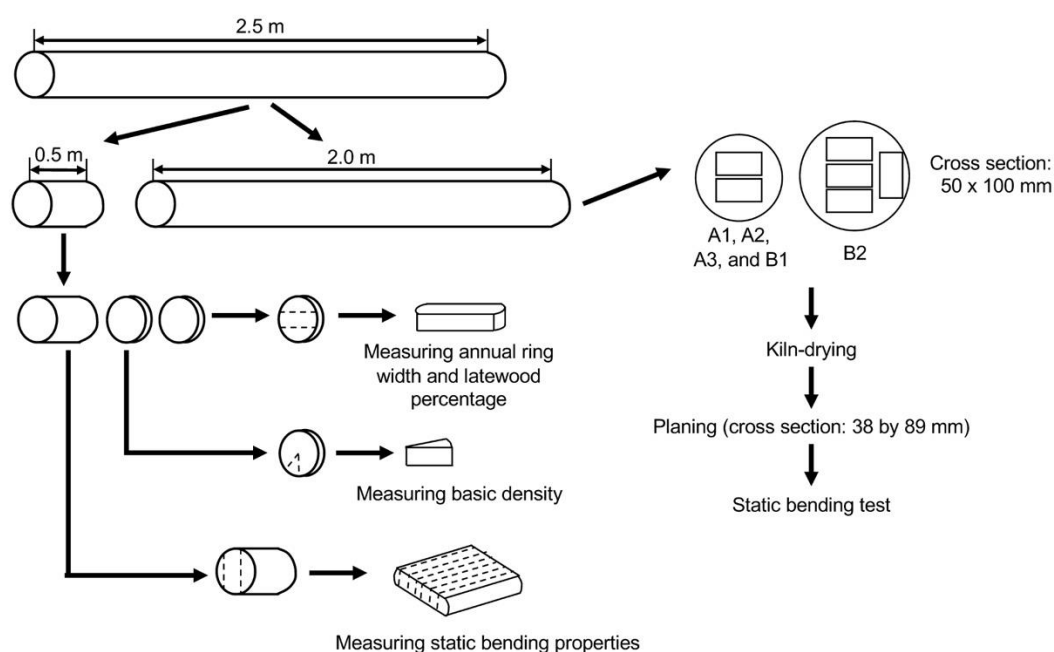
A total of five trees from two clones (three trees from one clone, and two trees from the other clone) of 57-year-old *Larix olgensis* A. Henry were used in the present study. The trees were planted in the progeny test site, Tohoku Regional Breeding Office, Forest Tree Breeding Center, Forestry and Forest Products Research Institute, Iwate, Japan (39°49'N, 141°08'E, 652 m above sea level) in 1960. The trees were cut down after measuring the stem diameter at 1.3 m above the ground (Table 1).

**Table 1.** Stem Diameter, Tree Height, and Dynamic Young's Modulus of Logs in Sample Trees

Sample	Stem Diameter (cm)	Tree Height (m)	DMOE of Logs (GPa)
A1	19.0	10.3	9.92
A2	20.6	10.2	11.08
A3	21.5	9.7	10.42
B4	23.0	11.3	10.11
B5	26.2	11.3	9.25
<b>Mean / Total</b>	22.1 (2.7)	10.6 (0.7)	10.16 (0.67)

Note: Dynamic Young's modulus (DMOE) of logs. A and B indicate individual clones. Values in parentheses followed by mean values indicate standard deviations.

After cutting down the trees, two logs in each tree were obtained from 1.0 m to 1.5 m, and from 1.5 m to 3.5 m above the ground (Fig. 1). The shorter length logs and the longer length logs were used for measuring wood and lumber properties, respectively. Before producing lumber, dynamic Young's modulus (DMOE) of the longer length logs was determined by the tapping method (Sobue 1986).



**Fig. 1.** Illustration of the experimental procedure

Radial variations of the wood properties such as annual ring width, latewood percentage, basic density, and static bending properties were evaluated. Sample specimen disks of 3 cm in thickness were obtained from the shorter length logs in order to evaluate the wood properties except static bending properties (Fig. 1). Pith to bark strip was prepared from the disk sample, and the surface of the strip was sanded. Digital images (1200 dpi) of transverse sections were obtained by a scanner (GT-9300UF, Epson). Due to narrower annual rings in some samples, small blocks were prepared, and then the transverse surface was trimmed by a sliding microtome. The transverse images were obtained by a stereomicroscope (SZX12, Olympus, Tokyo, Japan) with a digital camera. Width and latewood width at every annual ring were determined by using a software (ImageJ, National Institute of Health, USA). To determine the basic density, a wedge-shaped specimens were prepared from the disk (Fig. 1). The wedge-shaped specimens were again cut at 5-year interval until the 30<sup>th</sup> annual ring from pith. Due to narrower annual rings, the specimens could not be cut after the 35<sup>th</sup> annual ring from pith. Basic density was calculated using oven-dry weight samples divided by green volume determined by water displacement method. Small-clear specimens for static bending test (*ca.* 320 (L) × 20 (R) × 20 (T) mm) were prepared from bark to bark radial boards (20 mm in thickness) obtained from the shorter length logs (Fig. 1). The radial boards were air-dried in laboratory (with air-conditioner, but without humidity control), and then cut at 20-mm interval from pith. Static bending test was conducted by using a universal testing machine (MSC-5/200-2, Tokyo Testing Machine) with a span of 280 mm. The load was applied to the center of radial surface of the specimens at the load speed of 5 mm/min. Modulus of elasticity (MOE) and modulus of rupture (MOR) were calculated from the obtained data. Due to lower moisture content of the specimens (mean ± standard deviation = 6.4 ± 0.3%), the MOE and MOR values were adjusted to those at 12% moisture content (Murata 2017).

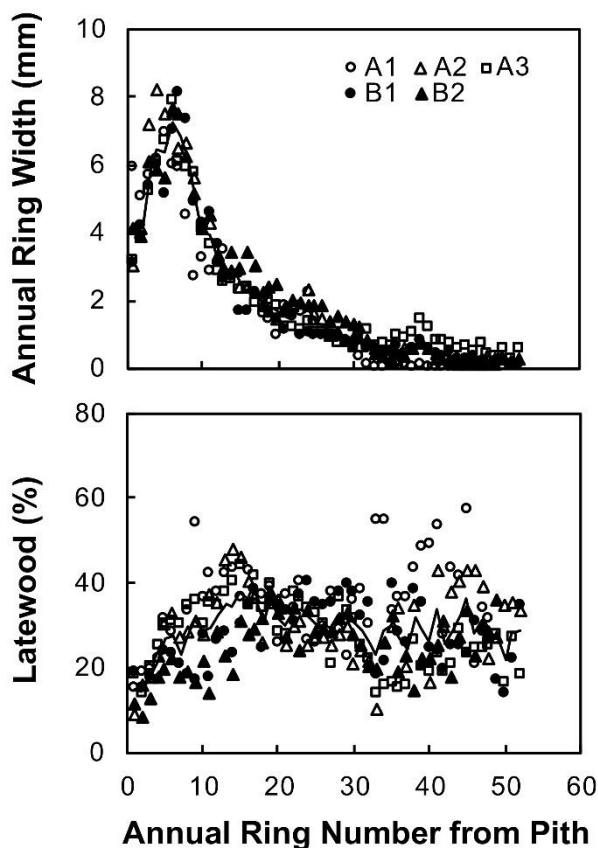
The longer logs were sawn into 12 pieces of lumber (50 mm × 100 mm in cross section) (Fig. 1). The lumber was kiln dried at 70 °C to 75 °C of dry-bulb temperature and 43 °C to 86 °C for wet-bulb temperature for 114 h. After kiln drying, the surface of lumber was planed into 38 mm × 89 mm in cross section. Before static bending test, bow, crook, and twist were determined. In addition, DMOE of lumber were also measured by the methods described above. Four-points static bending test was conducted by using a material testing machine (IPA-100R, Maekawa, Tokyo, Japan) under the following conditions: load speed of 14 to 16 mm/min, support span of 1602 mm, distance between load points of 534 mm. After bending test, small-clear specimens were collected and moisture content, density at testing, and annual ring width were measured for the lumber.

## RESULTS AND DISCUSSION

The dynamic Young's modulus of sample logs is listed in Table 1. The DMOE values of logs ranged from 9.25 to 11.08 GPa, resulting in the mean value of 10.16 GPa. Nakada *et al.* (2005) reported that the DMOE of logs from 472 plus trees of *L. kaempferi* planted in Japan ranged from 5.7 to 15.2 GPa, and the mean value was 11.4 GPa. Similar results for *L. kaempferi* planted in Japan were obtained by several researchers (Takata and Hirakawa 2000; Nagao *et al.* 2003; Ishiguri *et al.* 2008). On the other hand, the DMOE of logs from *L. sibirica* was 7.6 to 11.2 GPa in Russia (Koizumi *et al.* 2003), 5.17 GPa to 9.72 GPa in five different provenances of Mongolia (Tumenjargal *et al.* 2018), and 6.31 GPa to 9.65 GPa in Tosontsengel, Mongolia (Ishiguri *et al.* 2018). It is considered that the DMOE of *L. gmelinii* var. *olgensis* used

in the present study is similar to those of *L. kaempferi* planted in Japan, but relatively higher compared to those of *L. sibirica* grown in Russia and Mongolia.

Figure 2 shows the radial variation of annual ring width. Annual ring width rapidly increased from pith and then showed peak values. After that, it gradually decreased up to around 30<sup>th</sup> annual ring from pith and then became a constant value. The mean value of five trees was 2.1 mm (Table 2).



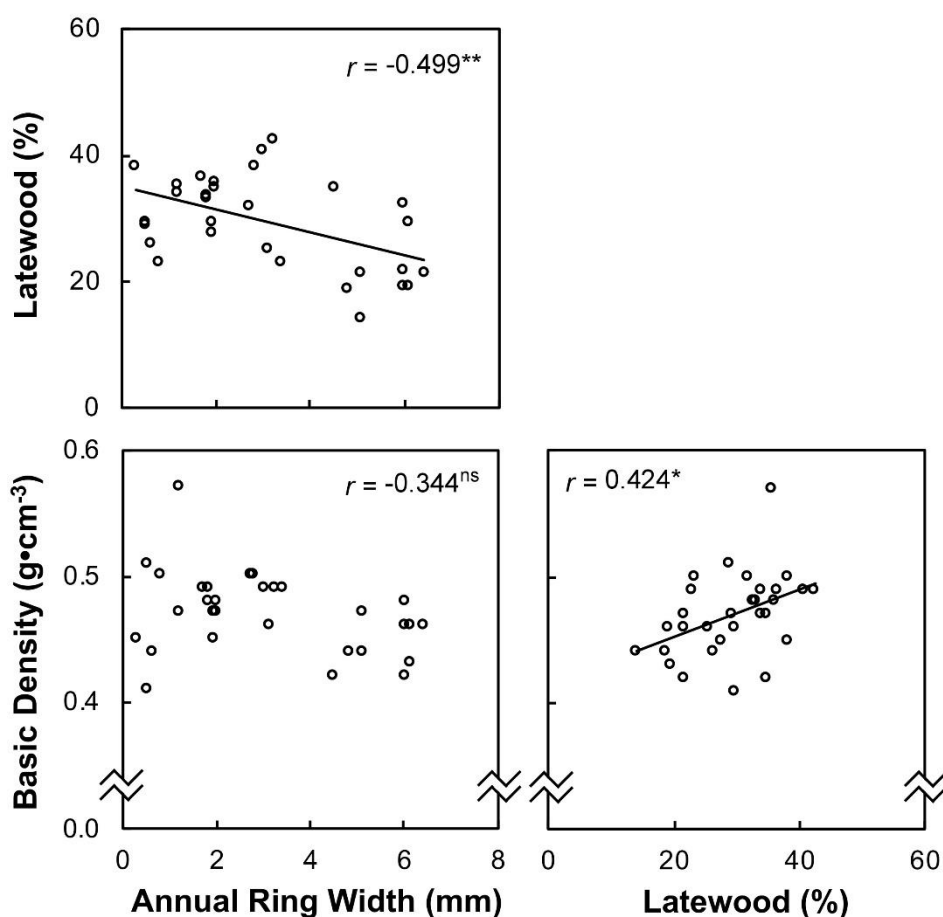
**Fig. 2.** Radial variations of annual ring width and latewood percentage. Solid lines indicate average values from five trees.

Latewood percentage increased from 30% to 40% at around the 15<sup>th</sup> annual ring from pith and then fluctuated from 30% to 40% (Fig. 2) with the mean value of five logs was at 29.3% (Table 2). Similar results were obtained in *L. kaempferi* by Takada *et al.* (1992): latewood percentage was 22% to 25% in core wood (pith side), and 37% to 47% in outer wood (bark side). Karlman *et al.* (2005) examined latewood percentage in five different *Larix* species (*L. sibirica*, *L. sukaczewii*, *L. decidua*, *L. x eurolepis*, and *L. kaempferi*) with different ages. They found that first 20 annual rings of the *Larix* species constituted the juvenile wood and had usually a latewood percentage less than 30%. After the period, *L. decidua* and *L. sibirica* had about 40% to 50%, and 40% of latewood, respectively. Radial variation of latewood percentage in the present study was similar to those obtained in other *Larix* species (Takada *et al.* 1992; Karlman *et al.* 2005; Luostarinen 2011). On the other hand, Luostarinen (2011) found no significant correlation between annual ring width and latewood percentage in *L. sibirica* planted in Finland. In *L. kaempferi* wood planted in Japan, a significant negative correlation was found between them in outer wood, but no significance in core wood (Takada *et al.* 1992) was observed. The obtained results in the present study ( $r = -0.499$ ,  $p < 0.01$ , Fig. 3) were similar to those obtained in outer wood of *L. kaempferi* planted in Japan (Takada *et al.* 1992).

**Table 2.** Wood Properties of *L. gmelinii* var. *olgensis*

Sample	Annual ring width (mm)			Latewood (%)			Basic density (g·cm <sup>-3</sup> )			Bending property						
	n	Mean	SD	n	Mean	SD	n	Mean	SD	n	OD (g·cm <sup>-3</sup> )		MOE (GPa)		MOR (MPa)	
											Mean	SD	Mean	SD	Mean	SD
A1	49	1.9	2.1	49	35.8	10.2	6	0.46	0.03	7	0.49	0.04	8.12	1.79	54.6	22.8
A2	52	2.1	2.3	52	30.2	8.8	6	0.46	0.03	9	0.51	0.04	8.25	1.76	66.4	14.5
A3	52	2.1	1.9	52	27.7	8.0	6	0.48	0.01	9	0.53	0.02	8.22	1.56	60.9	14.4
B4	52	1.9	2.1	52	28.0	7.6	6	0.49	0.05	9	0.46	0.05	8.17	2.25	64.9	16.3
B5	49	2.3	2.1	49	24.9	6.9	6	0.46	0.03	12	0.47	0.06	7.51	2.30	55.0	21.6
Mean / total	5	2.1	0.2	5	29.3	4.1	5	0.47	0.01	5	0.49	0.03	8.06	0.31	60.4	5.5

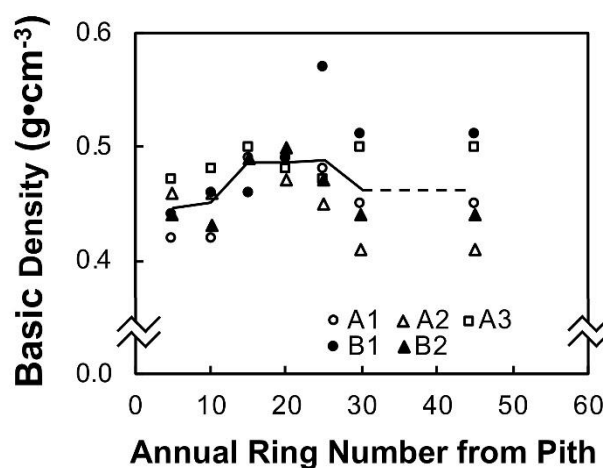
Note: *n*, number of radial positions in 'A1 to B5' and number of trees in 'mean / total'; SD, standard deviation; OD, oven-dry density; MOE, modulus of elasticity; and MOR, modulus of rupture. A1 to B5 indicate individual tree. MOE and MOR values were adjusted to those at 12% MC by the methods described by Murata (2017).



**Fig. 3.** Relationships between annual ring width, latewood percentage, and basic density. *r*, coefficient of correlation; \*, significance at 5% level; \*\*, significance at 1% level; ns, no significance. Circles in those figures indicate mean values at 5 annual rings and mean values after 30 annual ring from pith in each individual tree. Number of radial positions from five trees = 30.

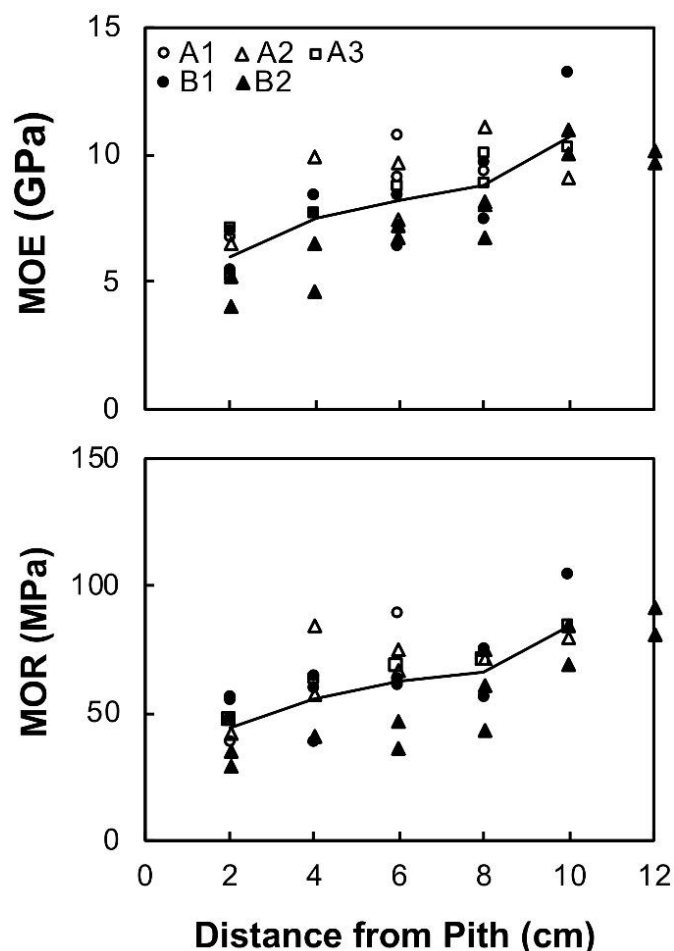
In *L. decidua*, wood density determined by X-ray densitometry was generally lower near the center of stem than in mature outer wood (Keith and Chauret 1998). Koizumi *et al.* (2003) reported that ring density determined by X-ray densitometry gradually increased with ring number within the heartwood region and then decreased within the sapwood region in *L. sibirica* grown in Russia. In 67-year-old *L. kaempferi*

grown in Japan, Kawaguchi *et al.* (1987) reported that basic density increased from pith area ( $0.3 \text{ g}\cdot\text{cm}^{-3}$ ) to about the 15<sup>th</sup> annual ring from the pith ( $0.4 \text{ g}\cdot\text{cm}^{-3}$ ), and then gradually increased until reaching the maximum value ( $0.5 \text{ g}\cdot\text{cm}^{-3}$ ). After that, it gradually decreased and showed the values from  $0.43 \text{ g}\cdot\text{cm}^{-3}$  to  $0.45 \text{ g}\cdot\text{cm}^{-3}$ . The results obtained in the present study were similar to those obtained in other *Larix* species: basic density was lower near pith area and then increased to  $0.4 \text{ g}\cdot\text{cm}^{-3}$  to  $0.5 \text{ g}\cdot\text{cm}^{-3}$  (Fig. 4). As shown in Table 2, the mean value of five sample logs was  $0.47 \text{ g}\cdot\text{cm}^{-3}$ . The mean value was similar to those in *L. gmelinii* var. *olgensis* planted in Japan (Nakagawa 1963), but was relatively higher compared to *L. decidua* (Nakagawa 1963), and *L. kaempferi* (Nakagawa 1963; Kawaguchi *et al.* 1987; Takada *et al.* 1992). It has been reported that, in *Larix* species, the basic density is significantly correlated with latewood percentage, but not with annual ring width (Nakagawa 1963; Takada *et al.* 1992; Luostarinen 2011). Similar tendency was also found in *L. gmelinii* var. *olgensis* in the present study (Fig. 3). On the other hand, Cáceres *et al.* (2017) pointed out that basic density and oven-dry density of *L. kaempferi* were affected by amounts of hot-water extractives. Thus, further research is needed for evaluating the effects of extractives on basic density of this species.



**Fig. 4.** Radial variation of basic density. Solid and dotted lines indicate mean values. Due to narrower annual ring width after 30<sup>th</sup> annual ring from pith, the basic density values were determined for one specimen (after 30<sup>th</sup> annual ring from pith to bark side) in each individual trees.

Figure 5 shows radial variations of MOE and MOR. Both MOE and MOR increased from pith to bark side. In other *Larix* species, the MOE and MOR values were the lowest near the pith and then increased until certain radial position. After that these values gradually decreased or became constant (Kawaguchi *et al.* 1987; Ishiguri *et al.* 2018). Tendency of radial variations in MOE and MOR were similar to that of other *Larix* species, although constant values were not found at bark side in the present study. As shown in Table 2, the mean values of MOE and MOR in five sample trees were 8.06 GPa and 60.4 MPa, respectively. The mean values obtained in the present study were relatively lower compared to those of *L. kaempferi* planted in Japan (Kawaguchi *et al.* 1987; Koizumi *et al.* 2005), *L. sibirica* naturally grown in Mongolia (Ishiguri *et al.* 2018), *L. gmelinii* var. *olgensis* planted in China (Bao *et al.* 2001), and hybrid larch (*L. gmelinii* var. *japonica* x *L. kaempferi*) planted in Japan (Fujimoto *et al.* 2006). Compared to 22 to 30 years old trees of *L. laricina* planted in Canada, the obtained mean values in the present study were relatively higher in MOE, but lower in MOR (Beaudoin *et al.* 1989).



**Fig. 5.** Radial variations in static bending properties of small-clear specimen. Solid lines indicate mean values.

Table 3 displays the lumber properties. Mean values of crook, bow, and twist of lumber were 0.01%, 0.08%, and 1.60°, respectively. The mean values of DMOE, MOE, and MOR of lumber were 10.99 GPa, 10.43 GPa, and 42.4 MPa, respectively. Miyajima (1985) reported that MOE and MOR of 2 by 4 lumber from 53-year-old *L. kaempferi* planted in Japan were 8.04 GPa and 42.5 MPa, respectively.

**Table 3.** Lumber Properties of *L. gmelinii* var. *olgensis*

Property	Total ( $n = 12$ )	
	Mean	SD
ARW (mm)	4.6	1.4
MC (%)	10.2	0.4
WD ( $\text{g}\cdot\text{cm}^{-3}$ )	0.52	0.03
Crook (%)	0.01	0.03
Bow (%)	0.08	0.08
Twist (°)	1.60	0.91
DMOE (GPa)	10.99	1.24
MOE (GPa)	10.43	1.36
MOR (MPa)	42.4	7.8

Note:  $n$ , number of lumber; SD, standard deviation; ARW, annual ring width; MC, moisture content determined by oven drying method; WD, wood density at testing; DMOE, dynamic Young's modulus determined by the tapping method; MOE, modulus of elasticity; and MOR, modulus of rupture.

In 2 by 4 lumber from *Larix* species grown in Russia, mean MOE and MOR values in each grading class ranged from 8.62 GPa to 13.23 GPa, and 24.2 MPa to 61.3 MPa, respectively (Iijima 1983). In addition, the mean value of MOR for 2 by 4 lumber from *L. gmelinii* grown in China ranged from 46.7 MPa to 65.1 MPa (Zhong and Ren 2014). The obtained results of MOE and MOR in *L. gmelinii* var. *olgensis* were similar to those in *L. kaempferi* planted in Japan. It is concluded, therefore, that plantation-grown *L. gmelinii* var. *olgensis* is suitable for construction of lumber production.

## CONCLUSIONS

1. In *L. gmelinii* var. *olgensis* (syn. *L. olgensis* A. Henry), a 'Near Threatened' species, the dynamic Young's modulus of logs ranged from 9.25 GPa to 11.08 GPa.
2. Mean values of annual ring width, latewood percentage, basic density, MOE, and MOR of five sample logs were 2.1 mm, 29.3%, 0.47 g•cm<sup>-3</sup>, 8.06 GPa, and 60.4 MPa, respectively.
3. MOE and MOR of 2 by 4 lumber were 10.43 GPa and 42.4 MPa, respectively. These obtained values were similar to those in other *Larix* species.
4. Based on the results, it is considered that the wood resource from plantation-grown *L. gmelinii* var. *olgensis* is suitable for lumber production.

## ACKNOWLEDGMENTS

The authors express sincere thanks to Mr. Banzagch Norovvanjil, Student, School of Agriculture, Utsunomiya University, Japan for assistance of the experiments.

## REFERENCES CITED

- Bao, F. C., Jiang, Z. H., Jiang, X. M., Lu, X. X., Luo, X. Q., and Zhang, S. Y. (2001). "Differences in wood properties between juvenile wood and mature wood in 10 species grown in China," *Wood Science and Technology* 35(4), 363-375.  
DOI: 10.1007/s002260100099
- Beaudoin, M., Masanga, B. O., Poliquin, J., and Beaugard, R. L. (1989). "Physical and mechanical properties of plantation-grown tamarack," *Forest Products Journal* 39(6), 5-10.
- Cáceres, C. B., Hernández, R. E., Fortin, Y., and Beaudoin, M. (2017). "Wood density and extractive content variation among Japanese larch (*Larix kaempferi* [Lamb.] Carr.) progenies/provenances trials in eastern Canada," *Wood and Fiber Science* 49(4), 363-372.
- Fujimoto, T., Akutsu, H., Nei, M., Kita, K., Kuromaru, M., and Oda, K. (2006). "Genetic variation in wood stiffness and strength properties of hybrid larch (*L. gmelinii* var. *japonica* x *L. kaempferi*)," *Journal of Forest Research* 11, 343-349.  
DOI: 10.1007/s10310-006-0221-z
- Iijima, Y. (1983). "The mechanical properties of the Siberian larch wood," *Bulletin of the Toyama Wood Products Research Institute* 1, 1-39 (In Japanese with English Summary).
- Ishiguri, F., Matsui, R., Iizuka, K., Yokota, S., and Yoshizawa, N. (2008). "Prediction of the mechanical properties of lumber by stress-wave velocity and Pilodyn



- penetration of 36-year-old Japanese larch trees," *Holz als Roh- und Werkstoff* 66(4), 275-280. DOI: 10.1007/s00107-008-0251-7
- Ishiguri, F., Tumenjargal, B., Baasan, B., Jigjjav, A., Pertiwi, Y. A. B., Aiso-Sanada, H., Takashima, Y., Iki, T., Ohshima, J., Iizuka, K., and Yokota, S. (2018). "Wood properties of *Larix sibirica* naturally grown in Tosontsengel, Mongolia," *International Wood Products Journal* 9(3), 127-133. DOI: 10.1080/20426445.2018.1506606
- Karlman, L., Mörling, T., and Martinsson, O. (2005). "Wood density, annual ring width and latewood content in larch and Scots pine," *Eurasian Journal of Forest Research* 8(2), 91-96.
- Kawaguchi, N., Takahashi, M., and Okubo, I. (1987). "The wood qualities of karamatsu grown in the Ikutora district plantation," *Journal of Hokkaido Forest Products Research Institute* 1(7), 1-12 (In Japanese with English Summary).
- Keith, C. T., and Chauret, G. (1998). "Basic wood properties of European larch from fast-growth plantations in eastern Canada," *Canadian Journal of Forest Research* 18(10), 1325-1331. DOI: 10.1139/x88-204
- Koizumi, A., Kitagawa, M., and Hirai, T. (2005). "Effects of growth ring parameters on mechanical properties of Japanese larch (*Larix kaempferi*) from various provenances," *Eurasian Journal of Forest Research* 8(2), 85-90.
- Koizumi, A., Takata, T., Yamashita, K., and Nakada, R. (2003). "Anatomical characteristics and mechanical properties of *Larix sibirica* grown in south-central Siberia," *IAWA Journal* 24(4), 355-370. DOI: 10.1163/22941932-90000341
- Kubojima, Y., Katsuki, T., Akashi, K., Yamashita, K., Suzuki, Y., and Tonosaki, M. (2010). "Radial variations in wood properties of a threatened species, *Picea koyamae*," *Mokuzai Gakkaishi* 56(4), 258-264 (In Japanese with English Summary). DOI: 10.2488/jwrs.56.258
- Li, G. L., Liu, Y., Zhu, Y., Yang, J., Sun, H. Y., Jia, Z. K., and Ma, L. Y. (2011). "Influence of initial age and size on the field performance of *Larix olgensis* seedlings," *New Forests* 42, 215-226. DOI: 10.1007/s1156-011-9248-x
- Luostarinen, K. (2011). "Density, annual growth and proportions of types of wood of planted fast grown Siberian larch (*Larix sibirica*) trees," *Baltic Forestry* 17(1), 58-67.
- Miyajima, H. (1985). "Basic wood quality of plantation-grown larch, todo-fir and Korean pine in the Tomakomai experiment forest," *Research Bulletins of the College Experiment Forests Hokkaido University* 42(4), 1089-1115 (In Japanese with English Summary).
- Murata, K. (2017). "Influence factors on strength property," in: *Physics of Wood*, Y. Ishimaru, Y. Furuta, and M. Sugiyama (eds.), Kaiseisha Press, Otsu, pp. 160-165 (In Japanese).
- Nagao, H., Washino, K., Kato, H., and Tanaka, T. (2003). "Estimation of timber strength based on the distribution of MOE in the stem: Application to Japanese larch," *Mokuzai Gakkaishi* 49(2), 59-67 (In Japanese with English Summary).
- Nakada, R., Fujisawa, Y., and Taniguchi, T. (2005). "Variations of wood properties between plus-tree clones in *Larix kaempferi* (Lamb.) Carrière," *Bulletin of Forest Tree Breeding Center* 21, 85-105 (In Japanese with English Summary).
- Nakagawa, S. (1963). "Basic wood quality on larch species grown at the sample plot for the provenance tests," *Bulletin of the Government Forestry Experiment Station* 148, 93-106 (In Japanese with English Summary).
- Peng, W., Pukkala, T., Jin, X., Li, F. (2018). "Optimal management of larch (*Larix olgensis* A. Henry) plantations in Northeast China when timber production and carbon stock are considered," *Annals of Forest Science* 75, 63. DOI:

10.1007/s13595-018-0739-1

- Sobue, N. (1986). "Measurement of Young's modulus by the transient longitudinal vibration of wooden beams using a fast Fourier transformation spectrum analyzer," *Mokuzai Gakkaishi* 32(9), 744-747.
- Takada, K., Koizumi, A., and Ueda, K. (1992). "Geographic variation in the moduli of elasticity of tree trunks among Japanese larch in provenance trial-stands," *Mokuzai Gakkaishi* 38(3), 222-227 (In Japanese with English Summary).
- Takahashi, K., Yanagisawa, T., and Kubota, Y. (1968). *The Production and Application of Hybrid Larch*, Buneido, Sapporo (in Japanese).
- Takata, K., and Hirakawa, Y. (2000). "Variation of the dynamic MOE in Japanese larch log by barking," *Wood Industry* 55(8), 352-356 (In Japanese with English Summary).
- Takeda, T. (2000). "Effects on strength evaluation and mechanical grading in Japanese larch lumber from Shinshu," *Bulletin of the Shinshu University Forests* 36, 21-81
- Tokumoto, M., Takeda, T., Nakano, T., Hashizume, T., Yoshida, T., Takei, F., Nagao, H., Tanaka, T., and Nakai, T. (1997). "Mechanical properties of full-sized square lumbers of karamatsu," *Bulletin of the Shinshu University Forests* 33, 75-145
- Tumenjargal, B., Ishiguri, F., Aiso-Sanada, H., Takahashi, Y., Baasan, B., Chultem, G., Ohshima, J., and Yokota, S. (2018). "Geographic variations of wood properties of *Larix sibirica* naturally grown in Mongolia," *Silva Fennica* 52(4), Article ID 1002. DOI: 10.142141/sf.10002
- Vasyutkina, E. A., Adrianova, I. Y., Kozyrenko, M. M., Artyukova, E. V., Reunova, G. D., and Zhuravlev, Y. N. (2007). "Genetic differentiation of larch populations from the *Larix olgensis* range and their relationships with larches from Siberia and Russian Far East," *Forest Science and Technology* 3(2), 132-138. DOI: 10.1080/21580103.2007.9656329
- Wang, S., Jing, W., Zhen, Y., and Ma, F. (2006). "Effects site conditions on industrial fiber plantations of *Larix olgensis*," *Journal of Forestry Research* 17(3), 255-258. DOI: 10.1007/s11676-006-0058-5
- Zhong, Y., and Ren, H. (2014). "Reliability analysis for the bending strength of larch 2x4 lumber," *BioResources* 9(4), 6914-6923. DOI: 10.15376/biores.9.4.6914-6923

Article submitted: May 22, 2019; Peer review completed: July 29, 2019; Revised version received: August 13, 2019; Accepted: August 14, 2019; Published: August 21, 2019.

DOI: 10.15376/biores.14.4.8072-8081