





Your Title Goes Here with 16-Point Bold Arial Font

First A. Author ^a Given Name Surname ^{a,*} 12-Pt_TNRoman Font ^b and
Fourth D. F. Author ^c

**Corresponding author: liujb3@ncsu.edu*





DOI:

GRAPHICAL ABSTRACT

Your optional graphical abstract can go here. A graphical abstract is a single image file that visually shows the main message of your research study. You can think of a graphical abstract as a presentation of three parts: The context of your research topic; methodology; and main conclusions. The graphic should be concise and not too cluttered with images or diagrams. Authors can submit a *single picture file* in a preferred format of JPEG, PNG, or TIFF. Please make sure the font size is large enough for viewing and the file has good resolution. Examples can be found here: [BioResources Format Instructions](#)

ORCID ID: Orcid ID numbers are optional. Authors can add their Orcid link to the icon after their name. Right click on the icon, Edit link, and paste your specific Orcid link in the box.

Your Title Goes Here with 16-Point Bold Arial Font

First A. Author ^a, Given Name Surname ^{a,*} 12-Pt_TNRoman Font ^b and
Fourth D. F. Author ^c

Your abstract, in 10-point Arial font, indented 0.5 inches, having a maximum length of 200 words (ideally 175 words), goes here. The abstract briefly summarizes your main findings, using terms that are understandable to a general scientific audience. Briefly summarize the context and the significance of the findings, describing how your results contribute to the field of science and potential or actual applications. Remember that the journal's audience is multidisciplinary. Acronyms are discouraged in the Abstract. Special characters are not permitted. The present document has been set up to serve as a template for the format of your own research article that you are submitting for publication in *BioResources*. It is recommended to start with a fresh copy of this template document, save a copy of a new version of it, and then replace the contents with your own contents.

DOI:

Keywords: Format; Author guidelines; TNRoman 10-point italic; Up to 10 brief terms

*Contact information: a: Department of Times New Roman 10-Pt italic Font, Acme University, P. O. Box 1000, Acme, OH 44308 USA; b: Department of Forest Biomaterials, Raleigh State University, Box 8005, Durham, NC 27695-8005 USA; c: Ace Biomass Solutions, Inc., 1234 Main Drag, Yourtown, Your State 89453 Your Country; *Corresponding author: liujb3@ncsu.edu*

INTRODUCTION

Skip one line after each major heading (as shown here, but not after subheadings). Indent all paragraphs. Your introduction should provide sufficient background in your topic area so that the reader will be able to understand the context and importance of your research findings. The text should be justified at the right margin, in addition to the left margin. The first few paragraphs of your research article should lay out the motivation and importance of the work and show how the work relates to other recent advances in science or technology. The explanations should be sufficiently broad so that scientists and technologists who are unfamiliar with your subject area can gain an appreciation of how your research results might be applied, if they are further developed and successfully implemented.

The authors are encouraged to use curated databases such as [Web of Science](#) or [SCOPUS](#) to identify relevant literature.

Subsequent paragraphs are indented also. Your introduction should make reference to key publications, emphasizing work that is most relevant to your research results (Bell *et al.* 1954; Chu and Knoll 2003; Mallouk 2004a; Cook 2013). The format of the citations should match the system used in *J. Water Resources Planning and Management*. Notice the form in which different kinds of citations appear at the end of the article (Adams and Spencer 2001; Arunkumar 2002; Bannix *et al.* 2003; Maminski *et al.* 2015; Montoya

2015). Within parenthetical citations, references are listed in chronological order, reverting to alphabetical order when articles appeared in the same year.

Italics should be used for Latin words and contractions (*i.e.*, *viz.*, *e.g.*, *et al.*, *etc.*), for journal titles (*J. Phys. Chem.*), and for genus and species (*Pinus taeda*). Make sure to define acronyms and abbreviations when they are first utilized, *e.g.*, scanning electron microscopy (SEM).

Manuscripts must be prepared and submitted in one of the following editable formats: MS WORD (“docx” suffix preferred), or Open Office Writer (any version). The purpose of requiring one of these formats is to facilitate the editing process and minimize the time between submission and publication. For purposes of the review process, the editorial staff will convert drafts to portable document format (PDF) files. In cases where the editors recommend a revised version to be submitted, the revised document, once again, needs to be submitted in one of the editable text systems listed.

The editors request that the file name begin with the primary author’s surname (family name) or at least the first six letters of that name. You don’t need to worry about the material in the Header and the Footer; the editorial staff will take care of those items after an article has been reviewed, any issues raised by the reviewers have been satisfactorily addressed, and the article has been approved for publication. Authors are responsible for formatting all of the pages, including accurate formatting of the title, author list, the abstract (including indentation), key words, main headings (as provided), optional subheadings, text, figures, graphs, and citations. All of these must match the format of the examples shown in this template article.

Except in the case of review articles, it is recommended that introductory material be kept suitably brief, usually between one and three pages. Peer-reviewers who may study your submitted articles will consider whether your article can be improved by shortening, and the editors will act upon such recommendations. An exception will be made in cases where the background material of an article includes a substantial advance in theory that needs to be explained for the first time.

It is recommended that the overall length of a research article submitted for publication in *BioResources* be between 6 and 25 pages, still with the understanding that a majority of articles as long as 25 pages probably can be improved in quality by judicious culling and rewriting. The editors reserve the right to accept even longer articles in cases of exceptional quality, novelty, and importance of the work.

The whole submission, with the exception of an optional graphic abstract, should be prepared as a single document. Authors who wish to include “supplementary materials” are asked to please include it as an Appendix (see later) in your document.

The last paragraph in the Introduction section is where readers will expect to find a “gap statement.” In other words, that is where you explain what piece of important knowledge, in your specific topic area, is not yet known to scholars. This statement may come after one or several paragraphs that describe relevant published work. Readers also may be looking for a “novelty statement,” which (in one to three sentences) explains what aspects of the present work are the main new findings that have not been reported before.

Subheading in 12-point Arial Bold

Use subheadings sparingly to set off different subject matter, especially in parts of your article that extend beyond one page in length. Notice that the subheading is in “Title Case,” with major words capitalized.

Skip 2 spaces before a major (**ALL CAPS**) heading, and one space after, as shown below.

EXPERIMENTAL

Your Subheading, e.g., Materials

Provide sufficient detail so that another researcher in your field would be able to repeat the work. Brand names of chemicals and other materials are to be mentioned once in the Experimental section, where appropriate, to make it possible for future researchers to obtain the same starting materials or equipment. Brand names are not to be used elsewhere in the article, including the Abstract or the Conclusions sections. Rather, authors should employ appropriate generic nomenclature, chemical names, or descriptive names. Alternatively, the Experimental section may include a table in which brand name products or devices are assigned suitable generic labels based on their chemical composition. Please see the Editorial Policies on the website regarding the non-commercial, scientific nature of items to be submitted to *BioResources*.

Please include the supplier's name and location (City, Country) for all specialized reagents, equipment, and software.

Your third-level heading

In case you want three levels of headings, please use non-bolded italics, with a Times New Roman 12-point font for the lowest level headings. Capitalize only the first word in the heading.

Another third-level heading

Some articles may have only two levels of headings.

Equations

Sometimes it is appropriate to show an equation in the Introduction, Experimental, or Results and Discussion section. Here is an example of Eq. 1,

$$E = mc^2 \quad (1)$$

where E is energy (kJ), m is mass (kg), and c is the speed of light (m/s). Note that the variables are in italics; the equation is left-indented with one tab. The units are included when the variable is defined. By contrast, statistical quantities, such as the coefficient of determination R^2 , are not italicized in this journal.

Test Standards

All test standards used should be referenced in the Experimental section. In-text citations should include the year of publication. For example, you may choose to cite the TAPPI T222 om-11 standard (2011), ISO 9087 (1998), ASTM D570-098 (2010), and GB/T 2677.20 (1995). See the References Cited for the correct formatting.

Your Subheading, e.g., Methods

Because *BioResources* is intended for a broad range of readers, authors are encouraged to provide brief background explanations of experimental procedures and

theories that, though well known to some, may not generally be well known to a random group of college-educated people having an interest in biomass utilization technology.

RESULTS AND DISCUSSION

Results should be presented clearly and concisely. Please use past tense when describing the work that was carried out. For example, “Four milliliters of NaOH solution (0.1 N) was added...”. Present tense can be used when making a statement that the authors believe to have general validity, especially when supported by other publications. For example, “The addition of NaOH increases the swelling of this type of lignocellulosic material (Chu and Knoll 2003).” Please use your best judgment when using other verb tenses to clearly convey your intended meaning.

Note that the term “significant” usually implies statistical significance. If this is your intended meaning when discussing your results, please include a description of your statistical analysis in the Experimental section. Otherwise, please use the terms “noticeable”, “important”, “major”, *etc.*, to indicate important changes in results.

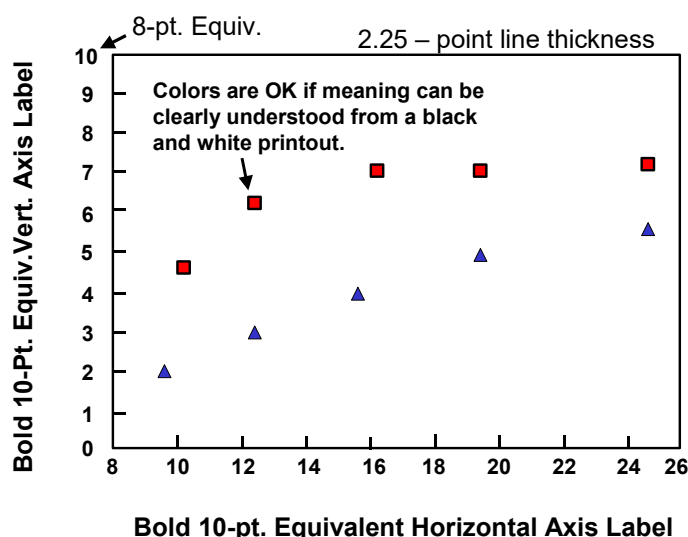


Fig. 1. Example of a figure, prepared so that the axis labels are near to the size of the surrounding text. Note that the caption is 10-point Arial font with left justification.

Authors are encouraged to use figures or tables, whichever are the most appropriate, to clearly elucidate the research findings. The graph above (Fig. 1) shows the expected format of plotted information in terms of the following parameters. The vertical and horizontal labels should be prepared in bold Arial font of a suitable size so that they appear in the page view with a size equivalent to a 10-point font or somewhat larger in the final view (noting that this present text is in 12-point Times New Roman font). Number axis labels can appear somewhat smaller, *e.g.*, equivalent to 8-point font. Although colors are encouraged, graphics must be prepared so that symbols and lines show up clearly in a black-and-white printout, and they should remain clearly differentiated from each other in such a format. Regarding the size and positioning of figures, Fig. 1 can be used for general

guidance. Figures or tables usually are placed after the points where they are first mentioned in the text. All figures and tables should be mentioned in the text.

The next set of results is reported in tabular form. The following table serves as a representative example of how the heading and the remaining table might appear, depending on the nature of the data. Note that “title case” format, with capitalization of major words, is used for the table headings. Notes and abbreviations are listed below the table. Tables usually should fit within the page margins, *i.e.*, they are aligned with text on both sides. The editors occasionally widen some tables when preparing the PROOF of an accepted article, when that makes sense. All rows of the table should fit on one page. As appropriate, results should be discussed and interpreted in the context of other published work.

Table 1. Example of Tabular Results (12-point Arial here)

Biomaterials In (kg)	Parameter A *	Parameter B	Bioproduct Out (kg)
0.0	8.3	0.2	0.0
30.2	9.7	99.3	0.5
35.8	10-point Arial here	-46.8	0.6
42.6	6.1	5.0	0.7
52.6	7.3	0.1	0.7

* This parameter normalized according to the procedure of Mallouk (2004b)

Notes about References Cited

Authors are requested to take whatever time is needed to format the References cited section (at the end of the article) accurately in the format of the examples given. Authors are encouraged not to use EndNote® or other citation management software. All of the authors should be listed, unless there are more than ten of them. As can be seen, there are somewhat different systems used in case of a journal article, a book, a chapter in an edited book, a paper in a proceedings, or an item from the Internet. The names of scientific journals either can be spelled out completely or abbreviated using the forms in common use, but please be consistent. Journal abbreviations can be found at <https://www.library.caltech.edu/journal-title-abbreviations>.

All articles must include digital object identifier (DOI) codes (if they exist) for each cited work. As shown in the examples, the DOI code goes at the end of the citation record, using approximately the same format as provided in the Web of Science database. The Internet can be used to quickly obtain the correct DOI information, if it exists: go to the website <http://www.crossref.org/SimpleTextQuery/> and follow the instructions given there. This service is free.

Note again, there are two spaces before a major heading.

CONCLUSIONS

1. Your conclusions should be numbered. Although there is no fixed rule, it is preferred that the strongest or most general conclusion supported by the research results should be placed first.
2. Additional conclusions, especially if they deal with more particular issues of the research, would be placed later in the list, though authors may use their own discretion.

3. Speculative statements, opinions, or statements about future work do not belong in the Conclusions section. Such statements often may be appropriate in the Results and Discussions section, especially if they can help readers understand the potential implications of the research findings.
4. Note that there is a half-space (6 points) between each of the numbered conclusions. There are also two spaces between this text and the major heading that follows. The purpose of this formatting is to enhance readability. The style of the reference cited information approximately matches the style used in the *Journal of Water Resources Planning and Management* or *Journal of Water Resources Management*.

ACKNOWLEDGMENTS

The authors are grateful for the support of the U.S. Department of Biomaterials Research, Grant No. 2005-1234.

Conflict of Interest

Authors must make clear any personal interest or relationship that could potentially be affected by the publication of their manuscript.

Use of Generative AI

Authors should disclose the use of AI tools in the preparation of text, data analysis, and collation of references. The authors should describe which AI tool was used and how it was used.

Generative AI should not be used to prepare images, figures, graphs, or diagrams.

REFERENCES CITED

- Adams, B. A., and Spencer, P. G. (2001). "Title of chapter," in: *Textbook of Miscellaneous Information*, B. S. Peesley (ed.), McGraw Hill, New York, NY.
<https://doi.org.10.1093/occmmed/kqs192>
- Arun Kumar, T. (2002). *Final Technical Government Report of the GMXT Project*, Environmental Protection Agency, (<http://www.epa.gov/gmxt.htm>).
- ASTM D570-98 (2010). "Standard Test Method for Water Absorption of Plastics," ASTM International, West Conshohocken, PA.
- Bell, E. R., Peck, E. C., and Krueger, N. T. (1954). *Modulus of Elasticity of Wood Determined by Dynamic Methods* (Report No. 1977), U. S. Department of Agriculture, Forest Products Laboratory, Madison, WI.
- Chu, X. C., and Knoll, M. (2003). "Utilization of wood-derived biomass as a liquid fuel source: Part 2," *J. Biotechnol. Bioenergy* 12(2), 153-162.
[https://doi.org/10.1016/0144-4565\(90\)90070-Z](https://doi.org/10.1016/0144-4565(90)90070-Z)
- Cook, J. R. (2013). *Amine Functionalization of Bacterial Cellulose for Targeted Delivery Applications*, Master's Thesis, University of Western Ontario, London, ON, Canada.
- GB/T 2677.20 (1995). "Fibrous material - Determination of holocellulose," Standardization Administration of China, Beijing, China.

- ISO 9087 (1998). "Wood determination of nail and screw holding power under axial load application," International Organization for Standardization, Geneva, Switzerland.
- Mallouk, J. G. K. (2004a). "Meeting the coming energy challenge through green technology," *Biotechnol. Biomass Acta* 34(4), 334-358.
<https://doi.org/10.1016/j.rser.2014.01.025>
- Mallouk, J. G. K. (2004b). "Further progress in meeting the coming energy challenge through green technology," *Biotechnol. Biomass Acta* 34(5), 403-418.
<https://doi.org/10.1007/s12155-013-9372-x>
- Maminski, M., Parzuchowski, P., Borysiuk, P., and Boruszewski, P. (2015). "Hyperbranched macromolecules as modifiers of urea-formaldehyde resins," in: *Proceedings of the Wood Adhesives 2009 Conference*, Lake Tahoe, NV, pp. 424-426.
- Montoya, I. (2015). "Fencing," (<http://www.keepusingthatword.com>), accessed 28 July 2015.
- TAPPI T222 om-11. (2011). "Acid-insoluble lignin in wood and pulp," TAPPI Press, Atlanta, GA.

Article submitted:

APPENDIX

This optional section always starts on a fresh page.

Where some other journal have "Supplementary Materials" available through a website, the journal *BioResources* wants any such content to be placed as an Appendix as part of the same document. This content is not expected to receive major editing attention and it is usually not included in figuring out the number of pages when determining the author fee.